



## 2016-17 WOMEN'S BASKETBALL

### SCHEDULE/RESULTS

OVERALL RECORD .....	15-0
SEC .....	1-0
NON-CONFERENCE .....	14-0
HOME .....	4-0
AWAY .....	6-0
NEUTRAL .....	5-0

DATE	OPPONENT	TV	TIME
N3	ARKANSAS-FORT SMITH (Exh.)	SECN+	W, 88-62
N11	! vs. Villanova		W, 108-62
N12	! vs. Maine		W, 87-43
N16	& vs. Tulane		W, 66-49
N20	TEXAS	SEC Network	W, 79-68
N25	^ vs. Oregon		W, 75-63
N26	^ vs. San Jose St.		W, 88-51
N27	^ at Hawaii		W, 66-41
D3	% at Iowa State	FSN	W, 85-81 (OT)
D10	at Southern Miss		W, 72-50
D13	at Arkansas-Little Rock		W, 58-44
D16	# vs. SMU		W, 91-42
D18	# vs. USC		W, 76-72
D20	ALABAMA STATE	SECN+	W, 90-47
D28	NORTHWESTERN STATE	SECN+	W, 106-30
J1	* LSU	SEC Network	W, 74-48
J5	* at Arkansas	SECN+	7 p.m.
J8	* at Tennessee	SECN+	1 p.m.
J12	* FLORIDA	SEC Network	8 p.m.
J16	* OLE MISS	SEC Network	6 p.m.
J19	* at Alabama	SECN+	7 p.m.
J23	* at South Carolina	ESPN2	6 p.m.
J29	* TEXAS A&M	SEC Network	3 p.m.
F2	* at Auburn	SEC Network	8 p.m.
F5	* MISSOURI	ESPNU	1:30 p.m.
F9	* VANDERBILT	SEC Network	8 p.m.
F12	* at Ole Miss	SEC Network	3 p.m.
F16	* GEORGIA	SECN+	7 p.m.
F19	* at Texas A&M	SEC Network	4 p.m.
F23	* at Kentucky	SECN+	6 p.m.
F26	* TENNESSEE	ESPNU/ ESPN2	1/4 p.m.
M1-5	SEC Tournament (Greenville, S.C.)		
M17-20	NCAA First/Second Rounds		
M24-27	NCAA Regionals		
M31 & A2	NCAA Women's Final Four (Dallas, Texas)		

All Times Central

Home Games In Bold

! — Maine Tipoff Tournament (Orono, Maine)

& — Mississippi Coast Coliseum (Biloxi, Miss.)

^ — Rainbow Wahine Showdown (Honolulu, Hawaii)

% — SEC/Big 12 Challenge (Ames, Iowa)

# — Women of Troy Classic (Los Angeles, Calif.)

\* — SEC Game



### MISSISSIPPI STATE

**15-0 (1-0 SEC)**

Head Coach: Vic Schaefer (5th Season)

Record At MSU: 105-46

AP/USAT Rank: 5/5

### ARKANSAS

**11-3 (0-1 SEC)**

Head Coach: Jimmy Dykes (3rd Season)

Record At ARK: 41-35

AP/USAT Rank: NR/NR

JANUARY 5, 2017 | 7 P.M. CT | FAYETTEVILLE, ARK.

### BULLDOG PROJECTED STARTING 5 (Based On Pvs. Game)



#### 00 ■ DOMINIQUE DILLINGHAM

5-9 • G • Sr. • SPRING, TEXAS

PPG	RBD	AST	BLK	STL	FG%	3FG%	FT%
6.9	2.8	2.0	0.2	1.4	.415	.438	.917

NOTABLES: Preseason 2nd Team All-SEC... 2nd among active SEC players in career steals (195)... Taken 118 career charges, 10 this season.



#### 45 ■ CHINWE OKORIE

6-5 • C • Sr. • LAGOS, NIGERIA

PPG	RBD	AST	BLK	STL	FG%	3FG%	FT%
10.0	6.2	0.2	0.7	0.4	.598	.000	.431

NOTABLES: 3rd on team in scoring, 1st in rbd. for the season... 5th in MSU career FG% (51.9%)... 5th in SEC in off. rebounds (3.3 rpg)... Scored SEC personal-best 17 pts. vs. LSU.



#### 3 ■ BREANNA RICHARDSON

6-1 • F • Sr. • CONYERS, GA.

PPG	RBD	AST	BLK	STL	FG%	3FG%	FT%
7.9	4.7	1.2	0.4	0.7	.605	.000	.714

NOTABLES: 9.9 ppg, 67.4 FG% last 7 gms... Leads MSU in FG%... 24th in MSU career scoring (936 pts)... 9th among SEC active plyrs. in pts., 5th in rebounds (608).



#### 35 ■ VICTORIA VIVIAN

6-1 • G • Jr. • CARTHAGE, MISS.

PPG	RBD	AST	BLK	STL	FG%	3FG%	FT%
16.7	4.2	1.6	0.1	1.6	.433	.341	.756

NOTABLES: 3-straight 20-point games, 9-straight w/ double digits... Avg. 23.3 ppg her last 4 gms... 8th in MSU career scoring (1,372 pts.)... 2nd on MSU in steals (24).



#### 2 ■ MORGAN WILLIAM

5-5 • G • Jr. • BIRMINGHAM, ALA.

PPG	RBD	AST	BLK	STL	FG%	3FG%	FT%
10.5	1.7	3.9	0.1	2.0	.517	.250	.810

NOTABLES: 2nd on team in scoring, 3rd in FG%... Avg. 6.6 pts., shoots 62.5% from field in 2nd half... 8th in SEC in FT%, 7th in assts... MSU career FT% leader (83.7%).



@HailStateWBK



Facebook.com/HailStateWBK



HailStateWBK



**TIPOFF:** 7 P.M.

**LOCATION:** FAYETTEVILLE, ARK.

**ARENA:** BUD WALTON ARENA (19,200)

**TELEVISION:** SEC Network +

ALEX PERLMAN (PXP)

SIMEON HINSEY (ANALYST)

**RADIO:** WKBB-FM 100.9; WCNA-FM 95.9

JASON CROWDER (PXP)

CHARLIE WINFIELD (ANALYST)

### BULLDOGS VS. ARKANSAS

**ARKANSAS (ARK leads 18-17)**

**At MSU: MSU leads 10-6**

**At Arkansas: Arkansas leads 10-5**

**At Neutral Sites: Series tied 2-2**

Last 15 Meetings		
1/31/2016	W	65-55
1/10/2016	W	80-55
1/8/2015	W	72-57
1/12/2014	W	54-50
2/3/2013	W	47-44
2/19/2012	L	53-67
1/26/2012	L	35-51
1/9/2011	L	56-61
1/14/2010	W	78-60
1/25/2009	L	62-65
1/27/2008	L	42-56
2/1/2007	W	80-75
1/7/2007	W	81-73
1/22/2006	L	58-60
1/5/2006	L	45-66

### MSU-AR COMPARISON

	MSU	AR
<b>SCORING</b>	<b>1221</b>	<b>1016</b>
Points per game	81.4	72.6
Scoring margin	+28.7	+16.5
<b>FIELD GOALS-ATT</b>	<b>443-918</b>	<b>374-848</b>
Field goal pct	.483	.441
<b>3 POINT FG-ATT</b>	<b>86-220</b>	<b>83-228</b>
3-point FG pct	.391	.364
3-pt FG made per game	5.7	5.9
<b>FREE THROWS-ATT</b>	<b>249-354</b>	<b>185-267</b>
Free throw pct	.703	.693
FT made per game	16.6	13.2
<b>REBOUNDS</b>	<b>575</b>	<b>577</b>
Rebounds per game	38.3	41.2
Rebounding margin	+10.3	+8.6
<b>ASSISTS</b>	<b>239</b>	<b>220</b>
Assists per game	15.9	15.7
<b>TURNOVERS</b>	<b>208</b>	<b>184</b>
Turnovers per game	13.9	13.1
Turnover margin	+8.5	+2.4
Assist/turnover ratio	1.1	1.2
<b>STEALS</b>	<b>158</b>	<b>108</b>
Steals per game	10.5	7.7
<b>BLOCKS</b>	<b>52</b>	<b>60</b>
Blocks per game	3.5	4.3

### MSU STATS LEADERS



#### POINTS

Victoria Vivians  
16.7 PPG



#### REBOUNDS

Chinwe Okorie  
6.2 RPG




#### ASSISTS

Morgan William  
3.9 APG



#### BLOCKS

Teaira McCowan  
1.1 BPG



#### STEALS

Morgan William  
2.0 SPG

### BULLDOG BITES

- Mississippi State improved to 15-0 with Sunday's win against LSU in the SEC opener. The Bulldogs are the SEC's only undefeated team and one of just three in the nation.
- The Bulldogs won their third-straight conference opener, something only done one other time in program history (1991-93).
- State seeks to start 2-0 in league play for the third-straight year.
- Sunday's win makes MSU 23-10 in league games going back to 2014-15. That is the second-most wins in the league in that span.
- State is 33-32 in SEC play under Vic Schaefer. The Bulldogs have won four-straight and 8 of their last 10 regular-season SEC contests.
- MSU is a program-best No. 4 in both the Associated Press and USA Today polls. It's State's 45th-straight week in both. It's the eighth-longest active streak in the nation in AP.
- State's 57.1 FG% vs. LSU is the program's best against an SEC foe since Feb. 16, 2003. The Bulldogs have eclipsed 45% in 11 games, including back-to-back contests above 50%. MSU shoots 48.3% for the year, tops in the SEC and No. 11 in the nation.
- The Bulldogs' +28.7 scoring margin is fourth nationally, tops in the league. MSU scores 81.4 ppg, second in the conference and 15th in the country.
- State has held four-straight opponents, nine this season, to 50 or fewer points. MSU's 52.7 ppg allowed is 12th-fewest in Division I, second in the SEC.
- MSU has won the turnover battle in 14 games. The Bulldogs are 62-9 since 2014-15 when doing so. State owns a +8.5 turnover margin that is sixth in the country.
- Victoria Vivians had her first double-double of the year with 24 points, 12 rebounds against LSU. It was her third-straight 20-point game. She has averaged 24.7 ppg and shot 52% from the field her last three games.
- Vivians has averaged 17.0 ppg in three-career contests against Arkansas.
- Senior Dominique Dillingham drew her first start since Nov. 27.
- Junior Morgan William matched her SEC personal highs in assists (7) and steals (4) vs. LSU. Jazzmun Holmes matched her most assists in a league contest with six. She is averaging 6.2 assists the last five games.
- Chinwe Okorie also put in her best SEC outing, tallying 17 points against the Lady Tigers.

### SERIES VS. ARKANSAS

- Thursday will be the 36th meeting between the Bulldogs and Arkansas. State will be trying to even the series that the Razorbacks lead 18-17.
- Mississippi State has won the last five meetings in the series, including a pair of decisions last season. State won 80-55 in Starkville behind 19 points from Ketara Chapel, 16 from Dominique Dillingham, 13 from Victoria Vivians and 12 from Chinwe Okorie.
- State competed the season sweep with a 65-55 win in Fayetteville. Vivians tallied 17 in the win, while Dillingham and Morgan William tallied 11 each and Breanna Richardson had 10.
- The Bulldogs trail the series 10-5 in Fayetteville, but is looking to win for the third-straight time in Bud Walton Arena.

### ABOUT THE RAZORBACKS

- Arkansas returns home 11-3 on the year and 0-1 in SEC play after falling 73-64 at Ole Miss on Sunday.
- The Razorbacks put four players in double figures on Sunday, with Keiryn Swenson leading the way with 19 points. Jessica Jackson, who leads Arkansas with 17.6 ppg and 7.0 rpg, tallied 11 points against the Rebels.
- Malica Monk averages 10.2 ppg for the Razorbacks, who shoot 44.1% from the field, including 36.4% from the arc.

### NEXT UP FOR THE DAWGS

- State stays on the road Sunday, traveling to Tennessee on Jan. 8 for the first of two meetings this season. That game will air online on SEC Network +.



@HailStateWBK



Facebook.com/HailStateWBK



HailStateWBK

MISSISSIPPI STATE 2016-17 RADIO/TV ROSTER



**00 DOMINIQUE DILLINGHAM**  
G • 5-9 • Sr. • Spring, Texas



**1 BLAIR SCHAEFER**  
G • 5-7 • Jr. • Starkville, Miss.



**2 MORGAN WILLIAM**  
G • 5-5 • Jr. • Birmingham, Ala.



**3 BREANNA RICHARDSON**  
F • 6-1 • Sr. • Conyers, Ga.



**4 AMESHYA WILLIAMS**  
F • 6-2 • Fr. • Gulfport, Miss.



**10 JAZZMUN HOLMES**  
G • 5-8 • So. • Gulfport, Miss.



**11 ROSHUNDA JOHNSON**  
G • 5-7 • R-Jr. • Little Rock, Ark.



**12 JACAIRA "IGGY" ALLEN**  
G • 5-10 • Fr. • Pompano Beach, Fla.



**13 KETARA CHAPEL**  
F • 6-1 • Sr. • Temple, Texas



**15 TEAIRA MCCOWAN**  
C • 6-7 • So. • Brenham, Texas



**25 ZION CAMPBELL**  
C • 6-3 • R-Fr. • Washington, D.C.



**35 VICTORIA VIVIANS**  
G • 6-1 • Jr. • Carthage, Miss.



**45 CHINWE OKORIE**  
C • 6-5 • Sr. • Lagos, Nigeria

**PRONUNCIATION GUIDE**

Jacaira Allen ..... Juh-KAI-ra  
Ketara Chapel ..... Kah-TARE-ah CHAP-ul  
Teaira McCowan ..... Tee-AIR-ah  
Chinwe Okorie ..... CHIN-way Oh-CORE-ee  
Breanna Richardson ..... Bree-AHN-ah  
 Victoria Vivians ..... VI-vee-ans  
Ameshya Williams ..... Ah-ME-sha



**2015 SEC COACH OF THE YEAR**  
**VIC SCHAEFER**  
Head Coach  
5th Season at MSU



**JOHNNIE HARRIS**  
Associate Head Coach  
5th Season at MSU



**DIONNAH JACKSON-DURRETT**  
Assistant Coach  
2nd Season at MSU



**CARLY THIBAUT**  
Assistant Coach  
1st Season at MSU

MISSISSIPPI STATE 2016-17 NUMERICAL ROSTER

No.	Player	Pos.	Ht.	Cl.	Exp.	Hometown (Previous School)
00	Dominique Dillingham	G	5-9	Sr.	3L	Spring, Texas (Klein Collins HS)
1	Blair Schaefer	G	5-7	Jr.	2L	Starkville, Miss. (Starkville HS)
2	Morgan William	G	5-5	Jr.	2L	Birmingham, Ala. (Shades Valley HS)
3	Breanna Richardson	F	6-1	Sr.	3L	Conyers, Ga. (Rockdale County HS)
4	Ameshya Williams	F	6-2	Fr.	HS	Gulfport, Miss. (West Harrison HS)
10	Jazzmun Holmes	G	5-8	So.	1L	Gulfport, Miss. (Harrison Central HS)
11	Roshunda Johnson	G	5-7	RJr.	RS	Little Rock, Ark. (Parkview HS/Oklahoma St.)
12	Jacaira "Iggy" Allen	G	5-10	Fr.	HS	Pompano Beach, Fla. (Dillard HS)
13	Ketara Chapel	F	6-1	Sr.	3L	Temple, Texas (Temple HS)
15	Teaira McCowan	C	6-7	So.	1L	Brenham, Texas (Brenham HS)
25	Zion Campbell	C	6-3	R-Fr.	RS	Washington, D.C. (Riverdale Baptist School)
35	Victoria Vivians	G	6-1	Jr.	2L	Carthage, Miss. (Scott Central HS)
45	Chinwe Okorie	C	6-5	Sr.	2L	Lagos, Nigeria (Stoneleigh-Burnham [Mass.] Prep)

COACHING STAFF

Head Coach.....Vic Schaefer — Fifth Season  
 Associate Head Coach.....Johnnie Harris — Fifth Season  
 Assistant Coach ..... Dionnah Jackson-Durrett — Second Season  
 Assistant Coach ..... Carly Thibault — First Season

Dir. of Operations ..... Maryann Baker — Fifth Season  
 Dir. of Scouting/Video Coordinator..... Skylar Collins — Fourth Season  
 Head Strength & Conditioning Coach .....Anthony Harvey — First Season



@HailStateWBK



Facebook.com/HailStateWBK



HailStateWBK





**SEC STANDINGS (THROUGH 1/2)**

TEAM	SEC			OVERALL		
	W	L	PCT.	W	L	PCT.
Auburn	1	0	1.000	11	4	.733
Ole Miss	1	0	1.000	12	2	.857
Mississippi State	1	0	1.000	15	0	1.000
Missouri	1	0	1.000	11	4	.733
South Carolina	1	0	1.000	11	1	.917
Tennessee	1	0	1.000	9	4	.692
Texas A&M	1	0	1.000	11	3	.786
Alabama	0	1	.000	12	2	.857
Arkansas	0	1	.000	11	3	.786
Florida	0	1	.000	9	5	.643
Georgia	0	1	.000	8	6	.571
Kentucky	0	1	.000	9	5	.643
LSU	0	1	.000	11	3	.786
Vanderbilt	0	1	.000	10	4	.714

**SEC SCHEDULE**

**5 (Thursday)**

- \*Ole Miss at Alabama (SECN+) ..... 7:00 p.m. CT
- \*Mississippi State at Arkansas (SECN+) ..... 7:00 p.m. CT
- \*South Carolina at Auburn (SECN+) ..... 6:00 p.m. CT
- \*Texas A&M at Georgia (SECN+) ..... 7:00 p.m. ET
- \*Missouri at Kentucky (SEC Network) ..... 7:00 p.m. ET
- \*Florida at LSU (SECN+) ..... 7:00 p.m. CT
- \*Tennessee at Vanderbilt (SEC Network) ..... 8:00 p.m. CT

**8 (Sunday)**

- \*Alabama at Missouri (SECN+) ..... 2:00 p.m. CT
- \*LSU at Arkansas (SECN+) ..... 2:00 p.m. CT
- \*Ole Miss at Auburn (SEC Network) ..... 3:00 p.m. CT
- \*South Carolina at Florida (ESPNU) ..... 12:00 p.m. ET
- \*Vanderbilt at Georgia (SEC Network) ..... 12:00 p.m. ET
- \*Texas A&M at Kentucky (SEC Network) ..... 2:00 p.m. ET
- \*Mississippi State at Tennessee (SECN+) ..... 2:00 p.m. ET

**12 (Thursday)**

- \*Kentucky at Alabama (SECN+) ..... 7:00 p.m. CT
- \*Arkansas at Texas A&M (SECN+) ..... 7:00 p.m. CT
- \*Auburn at Vanderbilt (SECN+) ..... 7:00 p.m. CT
- \*Florida at Mississippi State (SEC Network) ..... 8:00 p.m. CT
- \*Georgia at South Carolina (SEC Network) ..... 7:00 p.m. ET
- \*Missouri at LSU (SECN+) ..... 7:00 p.m. CT
- \*Tennessee at Ole Miss (SECN+) ..... 6:00 p.m. CT

**2016-17 SEC PRESEASON POLLS**

**MEDIA**

1. South Carolina
2. Mississippi State
3. Tennessee
4. Kentucky
5. Florida
6. Texas A&M
7. Auburn
8. Missouri
9. Vanderbilt
10. Georgia
11. Arkansas
12. LSU
13. Alabama
14. Ole Miss

**COACHES**

1. South Carolina
2. Mississippi State
3. Tennessee
4. Florida
5. Kentucky
6. Auburn
7. Missouri
8. Texas A&M
9. Vanderbilt
10. Arkansas
11. LSU
12. Georgia
13. Alabama
14. Ole Miss

**BULLDOGS WIN SEC OPENER**

- Mississippi State is now 12-23 all-time in SEC openers after Sunday's 74-48 win against LSU. It was the third-straight year MSU has opened the league slate with a victory.
- The only other time in program history MSU has won three-straight SEC openers was 1991-93.
- MSU will be trying to win its league road opener for the fourth consecutive season.

**STATE PILING UP THE WINS**

- MSU is 70-15 (.824) since the 2014-15 season, second in the SEC behind South Carolina and in the Top 15 in the Division I ranks. MSU also has the second-most wins in the SEC since 2013-14, going 92-29 (.760) after going 61-63 the previous four years.
- State is 23-10 since 2014-15 in SEC play after going 18-46 the four years prior. The 23 SEC wins rank third behind South Carolina (32) and Tennessee (24).

**OFF TO A STRONG START**

- Sunday's win gave the Bulldogs a 15-0 start to the season for the second time in three years. The current win total is the second-best start in school history behind the 2014-15 squad.

1. 18 — 2014-15
2. 15 — 2016-17

- With a perfect run through a challenging non-conference slate, MSU has now won 42 of its last 43 regular-season pre-SEC games going back to 2014-15. The Bulldogs have now won 22-straight games in the lead-up to SEC play.

**BULLDOGS AMONG THE UNBEATENS**

- Sunday's win kept Mississippi State as the SEC's only undefeated team. The Dawgs are now one of only three teams in the nation without a loss, and their 15 wins are most in the Division I ranks.
- The Bulldogs and UConn are the only undefeated teams in the Top 10 of the NCAA RPI.

**ROAD WARRIORS**

- Of Mississippi State's 15 wins, 11 have come away from Humphrey Coliseum. State has six wins in true road games, second-most in the country. It matches the number of road wins for last year's squad.
- The program record for road wins in a season is eight set in 2008-09.

**DAWGS DEFEND THE HUMP**

- The Hump has become one of the toughest places to play, with Michigan State head coach Suzy Merchant saying it is the loudest arena she has ever coached in.
- The home court advantage has helped the Bulldogs compile a 37-3 (.925) record in the Hump since 2014-15, one of the best home records in the SEC. Since 2013-14, MSU is 53-8 (.869) on the home court, the second-most home victories in the league.
- MSU has won 40 of its last 44 home games going back to 2013-14 and is 65-13 all-time at home under Schaefer.

**BULLDOGS BRING FANS TO THE TURNSTILES**

- Mississippi State has averaged 6,438 fans for its three home games, among the Top 10 average attendances in the nation.
- Sunday's crowd for the SEC opener was 11th in program history, while Wednesday's non-conference finale drew the seventh-largest with 6,352. The 7,764 for the home opener against Texas is the second-largest in program annals and the third-largest women's basketball crowd ever in the state.
- The Top 8 crowds and 15 of the Top 20 have come during Schaefer's tenure.
- Sunday's attendance was the third-largest in the SEC on opening day.

**DAWGS BOAST ONE OF NATION'S MOST-EXPERIENCED ROSTERS**

- Last season Mississippi State owned one of the nation's youngest rosters, with 10 of the Bulldogs' 14 roster players boasting one year or less of college experience. This year is different, however, as eight players are either juniors or seniors.
- Here is a breakdown of the per-game averages and percentages returning for MSU this season:
  - Points** .....62.2 ppg (90%)
  - Rebounds** .....35.9 rpg (89%)
  - Assists** .....12.5 apg (91.4%)
  - Blocks** .....3.7 bpg (82.2%)
  - Steals** .....7.2 spg (92.5%)

**STATE PICKED 2ND IN SEC**

- The Bulldogs enter the 2016-17 campaign boasting the best preseason SEC pick in school history with a second-place selection by both league media and the coaches.
- Mississippi State tied for second in the conference last season, the highest finish by a Bulldog squad. MSU finished 11-5 for the second-straight year. The 11 SEC wins are the most in school history.



**THE LAST TIME THE BULLDOGS...****Defeated an AP Top 10 Team**

No. 8 Texas, 79-68 (11/20/16)

**Defeated an AP Top 25 Team**

No. 16 Michigan State [NCAAT], 74-74 (3/20/16)

**Defeated a ranked team on the road**

No. 17 South Florida, 68-58 (12/30/15)

**Overcame a 10+ point halftime deficit to win**

17, at Iowa State (12/3/16)

**Scored 100 or more points**

106 vs. Northwestern St. (12/28/16)

**Held a team to 50 points or less**

48 vs. LSU (1/1/17)

**Held a team to 40 points or less**

37 vs. Miss. Valley St. (11/24/15)

**Held a team to 30 points or less**

30 vs. Northwestern St. (12/28/16)

**Made 40 field goals**

45 vs. Miss. Valley St. (11/24/15)

**Made 50 field goals**

53 vs. Judson College (2/24/86)

**Made 10 3-point field goals**

11 vs. SMU (12/16/16)

**Made 30 or more free throws**

33 vs. Louisiana Tech (12/11/14)

**Shot 50% or better from the field**

.571 vs. LSU (1/1/17)

**Shot 60% or better from the field**

.613 vs. Villanova (11/11/16)

**Had 65 rebounds**

69 vs. SE Louisiana (12/7/14)

**Had 70 rebounds**

71 vs. Arkansas-Pine Bluff (11/13/09)

**Had 35 or more assists**

37 vs. Memphis (1/3/80)

**Had 30 or more steals**

30 vs. New Orleans (11/17/13)

**Won an overtime game**

85-81 at Iowa State (12/3/16)

**Won a double overtime game**

74-66 vs. Southern Miss (3/24/14)

**THE LAST TIME A BULLDOG PLAYER...****Had a player score 20 points**

24, Victoria Vivians vs. LSU (11/1/17)

**Had a player score 30 points**

30, Victoria Vivians vs. Tennessee [SECT] (3/5/16)

**Had a player score 35 points**

36, Victoria Vivians at Louisiana Tech (12/13/15)

**Had a player score 40 points**

43, Alexis Rack vs. Maryland (11/22/09)

**Had a player score 45 points**

47, Tan White vs. Vanderbilt (2/3/05, 2OT)

**Had 2 players score 20 points in a game**

Victoria Vivians [22], Breanna Richardson [21] vs. Northwestern St. (12/28/16)

**Had 3 players score 20 points in a game**

Nitra Perry (24), Cynthia Hall (21), &amp; Jennifer Fambrough (21) vs. So. Miss. (11/20/99)

**Had 5 or more players score double figures in a game**

5, vs. Northwestern St. (12/28/16)

**Had a player make 10 field goals in a game**

10, Breanna Richardson vs. Northwestern St. (12/28/16)

**Had a player make 20 field goals in a game**

20, LaToya Thomas vs. Tulsa (11/17/02)

**Had a player make 5 or more 3-point field goals in a game**

5, Victoria Vivians vs. Michigan St. [NCAAT] (3/20/16)

**Had a player make 10 free throws in a game**

13, Morgan William vs. Texas (11/20/16)

**Had a player make 15 free throws in a game**

18, Jennifer Fambrough vs. Northwestern St. (12/19/98)

**Had a player grab 10 rebounds in a game**

12, Victoria Vivians vs. LSU (1/1/17)

**Had a player grab 15 rebounds in a game**

16, Teaira McCowan vs. San Jose St. (11/26/16)

**Had a player grab 20 rebounds in a game**

23, Martha Alwal vs. Ole Miss (2/23/14)

**Had a player record 10 or more assists**

11, Morgan William vs. Savannah St. (11/29/15)

**Had a player record 10 blocks in a game**

10, Martha Alwal vs. Jacksonville St. (11/11/11)

**Had a player record 5 or more steals in a game**

5, Victoria Vivians vs. Northwestern St. (12/28/16)

**Had a player record a double-double**

Victoria Vivians [24 pts., 12 rbd.] vs. LSU (1/1/17)

**Had 2 players record double-doubles in a game**

Victoria Vivians [23 pts., 10 rbd.] &amp; Teaira McCowan [10 pts., 13 rbd.] vs. Auburn (1/7/16)

**Had a player record a triple-double**

Cynthia Hall, 12 points, 10 rebounds and 12 assists vs. La.-Lafayette (12/16/00)

**DAWGS CLIMB INTO TOP 4**

- Mississippi State made history again this week as it claimed a program-best No. 4 national ranking in this week's Associated Press and USA Today Top 25 polls.
- MSU has been ranked in both for 45 consecutive weeks. The AP run is the eighth-longest active streak in the nation. It is the third-longest active streak among SEC teams, rating behind only Kentucky (132) and South Carolina (82).

**ALSO IN TOP 4 IN RPI**

- Non-conference RPI won't be an issue for Mississippi State when it comes to NCAA Tournament selection time. State claimed its top RPI win Sunday, moving MSU up one spot to No. 4 following Sunday.
- MSU is 3-0 against the RPI Top 50, 9-0 vs. the Top 100.

**SCHAEFER WINS NO. 100 AT MSU**

- Vic Schaefer won his 100th game as MSU head coach on Dec. 13, the second coach in program history to reach the milestone. He became the fastest to reach the mark.
- He is now 105-46 at MSU.

**GOING FOR 20 AND MORE HISTORY**

- Mississippi State has won 20-plus games each of the last three seasons, the first time Bulldog squads have enjoyed three-straight 20-win seasons. MSU is now five wins from a fourth-straight 20-win campaign. Prior to Schaefer's arrival, MSU had only claimed four seasons with 20 victories.

**BULLDOGS PUTTING IN THE POINTS**

- MSU secured its largest margin of victory in the series against LSU while recording its biggest win in an SEC opener since 1998 (89-51 vs. Vanderbilt — 12/6/98). That win came after State recorded the second-largest margin of victory in school history with a 76-point win against Northwestern State on Dec. 28
- MSU has won games by a +28.7 average, tops in the SEC and fourth in the nation.
- State averages 81.4 ppg, a tally that is second in the league and 15th in the nation.
- After Sunday, the Bulldogs are 64-5 under Schaefer when scoring 70 or more points, 80-10 when putting 65 or more on the scoreboard.

**MAKING #MCBUCKETS**

- The Bulldogs made 57.1% from the field against LSU, the program's best shooting percentage in an SEC game since Feb. 16, 2003 (59.3% vs. Kentucky).
- It is the second-straight game and seventh time this year MSU has shot 50% or better from the field. That is the most for a Bulldog squad under Schaefer.
- MSU leads the SEC with a 48.3% field goal percentage that is 11th in the nation. At this point last season, the Bulldogs were shooting 42.7% from the floor.
- State is 42-4 under Schaefer, 28-1 since 2014-15, when making 45% or better.
- The Bulldogs have been among the nation's best despite being the only team in the Top 10 without a McDonald's All-American on the roster. That note earned the title McBuckets from ESPN analyst Rebecca Lobo during a recent broadcast.

**STATE STINGY WITH THE POINTS**

- Sunday was the third-straight game the Dawgs have not allowed 50 points. The effort put MSU at second in the SEC and 12th in Division I this season allowing 52.7 ppg.
- The Bulldogs are 38-1 under Schaefer when holding teams below 50 points.

**DAWGS DEFEND THE ARC**

- MSU has held its last three opponents to 4 of 33 from the 3-point arc (12.1%). State ranks second in the league, seventh in the country, holding teams to 24.4%.
- In Schaefer's tenure, MSU has limited teams to 468 of 1695 (27.6%).

**BULLDOGS SINKING THE TRIPLES**

- While they have been stingy to opponents, the Bulldogs have drained the triple at a 39.1% clip that is second in the SEC and 15th nationally. State's 86 made triples are fourth in the league.
- In the last six games, the Bulldogs have hit the triple at a 44.1% clip (41 of 93).

**GOING TO THE CHARITY STRIPE**

- Mississippi State has made 13 more free throws than its opponents have attempted this season. The Dawgs have 118 more attempts than their foes.
- Both State's 249 made free throws and 354 attempts are second in the nation.
- Under Schaefer, MSU is 47-8 when attempting 25-plus free throws and 25-3 when going to the line 30 or more times.



**CAREER WATCH**

**SCORING**

	player	games	points	avg.
1	LaToya Thomas (2000-03)	125	2,981	23.8
2	Tan White (2002-05)	121	2,421	20.0
3	Alexis Rack (2007-10)	129	1,756	13.6
6	Sharon Thompson (1995-98)	107	1,526	14.3
7	Polly Branch (1983-87)	11	1,518	13.7
8	<b>Victoria Vivians (2015-pres.)</b>	<b>85</b>	<b>1,372</b>	<b>16.1</b>
22	Robin Porter (2006-09)	122	1,041	8.5
23	Daisy Casher (1984-85)	52	940	18.1
24	<b>Breanna Richardson (2014-pres.)</b>	<b>119</b>	<b>936</b>	<b>7.9</b>
25	Jemmye Ann Helms (1993-97)	101	917	9.1
—	<b>Dominique Dillingham (2014-pres.)</b>	<b>115</b>	<b>857</b>	<b>7.5</b>

**FIELD GOAL PERCENTAGE (minimum 300 attempts)**

	player	games	percentage
1	LaToya Thomas (2000-03)	125	55.3 (1,119-2,024)
3	Ann Lashley (1985-88)	116	53.6 (439-819)
4	Erica Simmons (1990-93)	107	53.2 (223-419)
5	Louise Grimes (1981-82)	55	51.9 (368-709)
—	<b>Chinwe Okorie (2015-pres.)</b>	<b>85</b>	<b>51.9 (202-395)</b>

**THREE-POINT FIELD GOALS MADE**

	player	games	field goals
1	Alexis Rack (2007-10)	129	340 (1057 att.)
2	Tan White (2002-05)	121	222 (714 att.)
3	Mary Kathryn Govero (2008-11)	128	182 (492 att.)
4	<b>Victoria Vivians (2015-pres.)</b>	<b>85</b>	<b>177 (552 att.)</b>

**THREE-POINT FIELD GOAL ATTEMPTS**

	player	games	attempts
1	Alexis Rack (2007-10)	129	1057 (made 340)
2	Tan White (2002-05)	121	714 (made 222)
3	<b>Victoria Vivians (2015-pres.)</b>	<b>85</b>	<b>552 (made 177)</b>

**FREE THROWS MADE**

	player	games	free throws
1	LaToya Thomas (2000-03)	125	709 (914 att.)
2	Tan White (2002-05)	121	413 (557 att.)
4	LaCharlotte Smith (1993-96)	106	379 (526 att.)
5	Sharon Thompson (1995-98)	107	366 (602 att.)
6	<b>Morgan William (2015-pres.)</b>	<b>85</b>	<b>349 (417 att.)</b>
10	Laura Springer (1978-81)	117	288 (396 att.)
—	<b>Breanna Richardson (2014-pres.)</b>	<b>119</b>	<b>242 (354 att.)</b>
—	<b>Dominique Dillingham (2014-pres.)</b>	<b>115</b>	<b>216 (308 att.)</b>

**FREE THROWS ATTEMPTS**

	player	games	attempts
1	LaToya Thomas (2000-03)	125	914 (made 709)
2	Sharon Thompson (1995-98)	107	602 (made 366)
3	Tan White (2002-05)	121	557 (made 413)
6	Sophie Ratliff (1987-90)	117	499 (made 290)
7	Martha Alwal (2012-15)	124	476 (made 333)
8	<b>Morgan William (2015-pres.)</b>	<b>85</b>	<b>417 (made 349)</b>
10	Alexis Rack (2007-10)	129	387 (made 296)
—	<b>Breanna Richardson (2014-pres.)</b>	<b>119</b>	<b>354 (made 242)</b>
—	<b>Dominique Dillingham (2014-pres.)</b>	<b>115</b>	<b>308 (made 216)</b>

**FREE THROW PERCENTAGE (minimum 150 attempts)**

	player	games	percentage
1	<b>Morgan William (2015-present)</b>	<b>85</b>	<b>83.7 (349-417)</b>
2	LaToya Thomas (2000-03)	125	77.6 (709-914)
3	Jennifer Fambrough (1999-02)	117	77.5 (396-511)

**ASSISTS**

	player	games	assists	avg.
1	Angela Harris (1997-00)	110	463	4.2
2	Tan White (2002-05)	121	457	3.8
5	Laura Springer (1978-81)	117	392	3.4
6	Polly Branch (1983-87)	106	391	3.5
7	<b>Morgan William (2015-pres.)</b>	<b>85</b>	<b>358</b>	<b>4.2</b>

**BLOCKED SHOTS**

	player	games	blocks	avg.
1	Martha Alwal (2012-15)	124	328	2.6
2	Chanel Mokango (2009-10)	67	180	2.7
7	Mamie McKinney (2003-06)	116	71	0.6
8	Catina Bett (2011-12)	52	63	1.2
9	Cara Stokes (1984-86)	67	62	0.9
	Louise Grimes (1981-82)	55	62	1.1
	<b>Teaira McCowan (2016-present)</b>	<b>50</b>	<b>62</b>	<b>1.2</b>

**STEALS**

	player	games	steals	avg.
1	Tan White (2002-05)	121	372	3.1
2	Kunshinge Sorrell (1987-88)	62	238	3.8
3	LaCharlotte Smith (1993-96)	106	230	2.2
4	Lisa Scott (1989-92)	106	205	1.9
5	Alexis Rack (2007-10)	129	202	1.6
6	<b>Dominique Dillingham (2014-pres.)</b>	<b>115</b>	<b>195</b>	<b>1.7</b>

**CREATING TURNOVERS=WINS**

- Sunday was the 10th time this year MSU has forced 20 or more turnovers. The Bulldogs have won the turnover battle all but once this year.
- State forces 22.3 turnovers per game, third in the SEC and 14th in the country. It is second in the league and sixth in the nation with a +8.5 turnover margin.
- MSU has forced foes into 335 turnovers while committing just 208. That has resulted in 10.5 steals per game, fifth-most in the conference.
- The tremendous turnover margin has also allowed the Bulldogs extra opportunities in offense, as they have taken 171 more shots than their opponents. That is 11.4 more shots per game for State.
- Each of the last three seasons, Mississippi State has ranked in the Top 2 in the league in turnover margin. The 2015-16 squad was second in the SEC and seventh nationally. In 2014-15, the Bulldogs led the league and ranked 14th in the country. The 2013-14 WNIT team was second in the SEC and 12th in Division I.
- State is 90-22 under Schaefer, 62-9 since 2014-15, when winning the turnover battle.
- MSU has averaged 37 points off turnovers the last three games. It scores 26.9 points off opponent miscues this year to just 11.4 for foes (404-171).

**SO YOU SAY THERE'S A SECOND CHANCE**

- The Bulldogs are once again among the SEC's best on the offensive glass, rating second in the SEC with 15.6 rpg. Chinwe Okorie is fifth in the conference with 3.3 rpg.
- State has capitalized on the extra opportunities, averaging 14.9 second-chance points per game. Opponents have tallied just 7.1 second-chance points per contest.

**STATE SOLVES HILTON MAGIC**

- Iowa State's ability to win at home earned the moniker Hilton Magic. State became one of the rare teams to win there, halting ISU's 96-game win streak in regular season non-conference home games.
- The thrilling comeback win earned MSU record rankings and NCAA Team of the Week honors. It's the second-straight year the Bulldogs have received the accolade.

**STATE CLAIMS TRIO OF TOURNEY TITLES**

- The perfect pre-SEC slate included three tournament titles for MSU. The Bulldogs won the Women of Troy Classic, Maine Tipoff Tournament and Rainbow Wahine Showdown.
- Victoria Vivians was MVP in both Maine and Hawaii. She was also named to the Women of Troy Classic all-tournament team, while Morgan William was tournament MVP.
- Chinwe Okorie earned a spot on the Rainbow Wahine Showdown all-tournament squad, while Roshunda Johnson was named to the Maine Tipoff all-tournament team.

**STATE REPRESENTED ON NATIONAL WATCH LISTS**

- For the second-straight year, Victoria Vivians has been named to the national watch lists for the Naismith, Wade and Wooden player of the year awards. Vivians is the SEC's top returning scorer from last year. She finished second with 17.1 ppg.
- Fellow junior Morgan William was named to the 50-player Naismith watch list as well.

**BULLDOGS LAND ON PRESEASON ALL-SEC TEAMS**

- Vivians was tabbed first team preseason All-SEC by both Associated Press and league coaches. Junior Morgan William and senior Dominique Dillingham were second team All-SEC selections by the league coaches during the preseason.
- Vivians was named first team All-SEC by both last season. Dillingham was an honorable mention All-SEC from AP and an all-defensive team selection by the coaches.

**SENIORS WILL GO OUT ON TOP**

- The Dec. 28 win against Northwestern State made seniors Dominique Dillingham, Ketara Chapel, Breanna Richardson and Okorie the winningest class in school history.
- The quartet is now 92-29 at MSU.

**2016-17 BULLDOG CHARGE BOARD**

Morgan William.....	11
Dominique Dillingham.....	10
Blair Schaefer.....	8
Ketara Chapel.....	3
Victoria Vivians.....	2
Jazzmun Holmes.....	1
Chinwe Okorie.....	1
Breanna Richardson.....	1



**VIVIAN HAS THE HOT HAND**

- Vivians recorded her first double-double of the season, seventh of her career, with 24 points and 12 rebounds against LSU. It continued an outstanding stretch for the Carthage, Mississippi, native, who has now scored double figures in nine-straight games, including three in a row with 20-plus points.
- Starting with a 19-point effort against USC (Dec. 18), Vivians has averaged 23.3 ppg and shot 46.4% from the field and 38.2% from the arc the last four games.
- She is eighth in the SEC in scoring (16.7 ppg) and sixth in 3-pointers made with 1.9 per game.

**VICTORIA VAULTING UP THE SCORING LIST**

- Vivians came to MSU having scored the most points in high school girls basketball history (5,745), and she is ascending the MSU career scoring list, rating eighth with 1,372 points. Her 16.1 career average is seventh at MSU.
- Her 1,372 points is fifth among active SEC players and third in her class in NCAA Division I. Her career average is 14th among active players nationally, sixth among Division I juniors.
- Vivians is seventh among active league players in career steals (133), fifth in field goals (498) and tied for first in 3-pointers (177).

**VIVIAN SHINES AGAINST RANKED FOES**

- Vivians has been stellar against ranked foes in her career, averaging 16.8 ppg.
- Vivians out-scored Texas 10-9 in the second quarter en route to finishing with 19 points. The Bulldogs held the Longhorns to just one field goal in the period.

**MO SHINES FOR BULLDOGS IN L.A.**

- Morgan William has stepped on offense this season, averaging 10.5 ppg versus 9.7 ppg at this point last season. After hitting 36.9% from the floor through the first 15 games a year ago, she is knocking down 51.7% this season.
- William averages nearly three more points per game in the second half of contests, knocking down 61.9% from the field in the final 20 minutes.
- She has been clutch in the final five minutes of games, hitting 71.4% from the field and 22 of 25 (88%) from the free-throw line. In that span she is 133 of 154 (86.4%) at the charity stripe in her career.
- State is 39-4 in her career, including 11-straight victories, when she scores double figures.

**WILLIAM IS CLUTCH FROM THE STRIPE**

- William has been outstanding from the free-throw line in her career, ranking first in school history and sixth among active NCAA Division I players at 83.7%.
- She is eighth in the SEC this season, making 81.0%. Her 64 made freebies and 79 attempts are second in the SEC. Her 64 makes are 24th in the country.
- William can be the first Bulldog to shoot over 80 percent for her career.

**WILLIAM ALSO AMONG THE BEST IN ASSISTS**

- In addition to scoring, William is also dishing setting up her teammates, averaging 5.0 assists the last three games. She is seventh in the SEC in assists this season with 3.9 per game and ninth in assist/turnover ratio (1.6).
- William matched her SEC personal best with seven assists against LSU. She now has 358 for her career, seventh in school history, second among active SEC players and fourth among current Division I juniors.

**JAZZ DROPPING DIMES**

- Sophomore Jazzmun Holmes has also shown the ability to setup her teammates, rating 10th in the SEC with 3.8 apg after dishing her best in league play with six against the Lady Tigers.
- Holmes has 31 assists the last five games (6.2 apg) after dishing 26 the first 10 games of the year. She has also taken care of the basketball in that five-game stretch, committing eight turnovers. She owns a 3.0 assist/turnover ratio on the year, a value that is fourth in the conference and 13th in the nation.
- Holmes is 14 assists shy of her freshman season total.

**LOOKING AT THE STARTING LINEUPS**

- Dominique Dillingham returned to the starting lineup for the first time since Nov. 27, putting MSU back at the five that started the year's first seven games.
- Vivians has started all 85 games of her career, while William has started 51-straight games. Richardson has started all 15 games after starting once last season.

**SCHAEFER SIZZLING FOR THE BULLDOGS**

- Blair Schaefer drew her first-career start against Northwestern State and scored 13 points, continuing a hot stretch for the Starkville native.
- She helped her father claim his 100th win at MSU by tying a career high with 12 points at Little Rock. That personal best was broken the following game as she scored 18 points in 19 minutes against SMU. Those two games sparked a six-game stretch that has seen Schaefer average 8.7 points and shoot 40% from the field, including 48% from 3-point range, and 85.7% from the line.
- In the year's first nine games, she was averaging 3.9 points and shooting 29.4% from the field, 36.8% from the arc.
- Schaefer, an SEC Community Service Team honoree last season, was nominated to the Allstate Good Works Team at the start of the season.

**RICHARDSON EARNS HER DEGREE**

- Breanna Richardson received her diploma during commencement on Dec. 9, graduating in three and a half years. The following day she notched her first double-double of the season with 19 points and 10 rebounds at Southern Miss.
- Three games later she tallied 17 points and nine rebounds at USC, and she had a career-best 21 points on 10 of 12 shooting against Northwestern State.
- In the seven games since receiving her diploma, Richardson is averaging 9.9 points on 67.4% shooting. In the eight games prior she was scoring at a 6.1 clip and knocking down 52.6% from the floor.
- The Conyers, Ga., native leads the team making 60.5% from the field for the season. She is also third on the squad with 4.7 rpg.
- Richardson is 24th on Mississippi State's career scoring list and ninth among active league players (936 points). She also passed 600-career rebounds on Dec. 28, rating fourth among current league players with 608.

**CHINWE SHINING**

- Chinwe Okorie had the best SEC scoring performance with 17 against LSU. She came one point shy of tying her career high set this twice this season.
- Okorie's 80% (8 of 10) shooting effort vs. LSU tied for second-best in the league on opening weekend.
- This season, she is third on the team in scoring (10.0 ppg), first in rebounds (6.2 rpg) and second in field goal percentage (59.8%).
- Okorie, who is tied for fifth in MSU career field goal percentage (51.9%) is currently working toward the completion of her second degree at MSU.

**RICHARDSON, OTHERS HAVE SUCCESS VS. RAZORBACKS**

- Richardson is one Bulldog who has enjoyed success against Arkansas, averaging 12.0 points and 7.3 rebounds in three-career games. She has scored at a 12.5 clip in Fayetteville.
- Vivians averages 17.0 ppg in her career against the Razorbacks, while Dillingham has tallied 9.8 ppg in four games, including 9.0 ppg in Bud Walton Arena.

**RO RAINS THE 3'S**

- Junior Roshunda Johnson has made an immediate impact in her first season, ranking fourth with 8.2 ppg. She shoots a team-best 46.2% from 3-point range, making an SEC ninth-best 1.7 triples per game.
- Johnson, who started six games during Dillingham's absence, returned to action against LSU after missing the Dec. 28 non-conference finale.
- She scored 15 points, including the tying 3-pointer with 10 seconds left, in her first start at Iowa State. She also had 21 points, 15 in the second quarter, in her MSU debut against Villanova and followed it with 14 against Maine.

**DOMINIQUE RETURNS TO ACTION**

- Dominique Dillingham her first action since Nov. 27 on Dec. 28. She also made her mark against LSU, taking a pair of charges and recording two steals. She has taken 118 charges and notched 195 steals in her career. Her steals tally is sixth in MSU history and second by an active SEC player.
- The Spring, Texas, native worked hard to improve her offensive game. Before her injury, she averaged 7.3 ppg and knocked down 44.7% from the field, including 53.8% from 3-point range.

**MCCOWAN SWATS HER WAY INTO BLOCKS TOP 10**

- Teaira McCowan's big swat against LSU moved the sophomore into a tie for ninth in Bulldog career history with 62. She has seven blocks her last three games after having just nine in the first 12 contests.





**2015-16 QUARTER BREAKDOWN**

**FIRST HALF**

**Most First Quarter Points**  
Mississippi State 32 vs. Grambling (11/21/15)  
Opponents 32 by UConn (3/26/16)

**Fewest First Quarter Points**  
Mississippi State 4 vs. UConn (3/26/16)  
Opponents 5 by Savannah St. (11/29/15)

**Most Second Quarter Points**  
Mississippi State 30 vs. Villanova (11/11/16)  
Opponents 29 by UConn (3/26/16)

**Fewest Second Quarter Points**  
Mississippi State 5 at Georgia (1/21/16)  
Opponents 2 by Samford (11/13/15)

**Most First Half Points**  
Mississippi State 59 vs. Miss. Valley St. (11/24/15)  
Opponents 61 by UConn (3/26/16)

**Fewest First Half Points**  
Mississippi State 12 vs. UConn (3/26/16)  
Opponents 12 by Savannah St. (11/29/15)

**Largest Halftime Lead**  
Mississippi State 45 vs. Miss. Valley St. (11/24/15)  
Opponents 49 by UConn (3/26/16)

**SECOND HALF**

**Most Third Quarter Points**  
Mississippi State 31 vs. SMU (12/16/16)  
Opponents 23 by UConn (3/26/16)

**Fewest Third Quarter Points**  
Mississippi State 8 vs. UConn (3/26/16)  
Opponents 4 by Savannah St. (11/29/15)

**Most Fourth Quarter Points**  
Mississippi State 30 vs. Northwestern St. (12/28/16)  
Opponents 27 by Louisiana Tech (12/13/15)

**Fewest Fourth Quarter Points**  
Mississippi State 6 vs. South Florida (12/30/15)  
Opponents 3 by Tennessee (1/28/16)

**FINAL TOTALS**

**Most Points In Game**  
Mississippi State 109 vs. Miss. Valley St. (11/24/15)  
Opponents 98 by UConn (3/26/16)

**Largest Margin of Victory**  
Mississippi State 76 vs. Northwestern St. (12/28/16)  
Opponents 60 by UConn (3/26/16)

**MSU'S RECORD WHEN...**

	2012-13	2013-14	2014-15	2015-16	2016-17	Schaefer
Scoring First	8-5	15-8	18-1	18-5	12-0	71-19
Opponent Scores First	5-12	7-6	9-6	10-3	3-0	34-27
Leads at Halftime	8-3	16-5	21-2	27-1	13-0	85-11
Trails at Halftime	4-14	6-8	6-5	0-7	2-0	18-34
Is Tied at Halftime	1-0	0-1	0-0	1-0	0-0	2-1
Shoots 45% or better from field	4-2	10-1	8-1	9-0	11-0	42-4
Shoots less than 45% from field	9-15	12-13	19-6	19-8	4-0	63-42
Opp. shoots less than 45% from field	13-10	20-7	26-1	27-6	10-0	96-24
Opp. shoots 45% or better from field	0-7	2-7	1-6	1-2	5-0	9-22
Outrebounds the opponent	6-1	15-5	19-2	22-1	14-0	76-9
Ties the opponent in rebounds	1-1	2-0	0-0	2-1	0-0	5-2
Outrebounded by the opponent	6-15	5-9	8-5	4-6	1-0	24-35
Fewer (or ties) TOs than opponent	7-4	21-9	23-5	25-4	14-0	90-22
More TOs than opponent	6-13	1-5	4-2	3-4	1-0	15-24
Holds opponents to 65 points or less	12-12	16-4	23-1	24-4	12-0	87-21
In games decided by 10 points or less	6-6	12-11	9-4	13-4	2-0	42-25

**MSU'S RECORD IN...**

	2012-13	2013-14	2014-15	2015-16	2016-17	Schaefer
All Games	13-17	22-14	27-7	28-8	15-0	105-46
Home Games	12-5	16-5	17-1	16-2	4-0	65-13
Road Games	1-8	3-7	7-5	6-4	6-0	23-24
Neutral-sites	0-4	3-2	3-1	6-2	5-0	17-9
Non-SEC Games	8-5	16-2	16-1	15-2	14-0	69-10
Non-SEC Home Games	8-1	12-1	10-0	10-0	3-0	43-2
Non-SEC Road Games	0-1	2-0	3-1	1-1	6-0	12-3
Non-SEC Neutral-site Games	0-3	2-1	3-0	4-1	5-0	14-5
SEC Games	5-11	5-11	11-5	11-5	1-0	33-32
SEC Home Games	4-4	4-4	7-1	6-2	1-0	22-11
SEC Road Games	1-7	1-7	4-4	5-3	0-0	11-21
SEC Tournament	0-1	1-1	0-1	2-1	0-0	3-4
November Games	3-4	7-0	6-0	5-0	7-0	28-4
December Games	5-1	6-1	9-0	8-1	7-0	35-3
January Games	1-7	2-6	7-2	6-3	1-0	17-18
February Games	4-3	3-4	3-3	5-2	0-0	15-12
March Games	0-2	4-3	2-2	4-2	0-0	10-9
Monday Games	0-1	2-0	3-0	3-0	0-0	8-1
Tuesday Games	0-1	2-0	2-0	1-0	2-0	7-1
Wednesday Games	1-2	3-0	1-0	2-1	2-0	9-3
Thursday Games	3-7	3-8	5-3	4-4	0-0	15-22
Friday Games	4-0	3-0	3-1	4-0	3-0	17-1
Saturday Games	1-1	3-0	2-0	3-1	4-0	13-2
Sunday Games	4-5	6-6	11-3	11-2	4-0	36-16
Overtime Games	0-0	2-3	1-2	1-0	1-0	5-5
Television Games	2-5	5-5	23-7	24-8	9-0	63-25
Games vs. Ranked Opponents	1-5	2-5	3-5	4-7	1-0	11-22

**MISCELLANEOUS STATS**

<b>Double-Doubles:</b>	<b>2016-17</b>	<b>Career</b>	<b>20-Plus Point Games:</b>	<b>2016-17</b>	<b>Career</b>	<b>Leader in Steals:</b>	<b>2016-17</b>	<b>Career</b>
Teaira McCowan	1	6	Victoria Vivians	4	25	Morgan William	7	23
Chinwe Okorie	1	4	Morgan William	2	5	Victoria Vivians	5	25
Breanna Richardson	1	8	Roshunda Johnson	1	1	Jazzmun Holmes	3	6
Victoria Vivians	1	7	Breanna Richardson	1	2	Roshunda Johnson	3	3
Dominique Dillingham		1	Teaira McCowan		3	Ketara Chapel	2	6
Ketara Chapel		1	Dominique Dillingham		1	Dominique Dillingham	2	37
						Breanna Richardson	2	15
<b>Leading Scorer:</b>	<b>2016-17</b>	<b>Career</b>	<b>30-Plus Point Games:</b>	<b>2016-17</b>	<b>Career</b>	Blair Schaefer	2	3
Victoria Vivians	8	49	Victoria Vivians		3	Ameshya Williams	2	2
Morgan William	2	11				Iggy Allen	1	1
Iggy Allen	1	1	<b>Leading Rebounder:</b>	<b>2016-17</b>	<b>Career</b>	Chinwe Okorie	1	4
Roshunda Johnson	1	1	Chinwe Okorie	6	24	Teaira McCowan	1	3
Chinwe Okorie	1	2	Teaira McCowan	5	15			
Breanna Richardson	1	11	Breanna Richardson	2	18	<b>Leader in Blocks:</b>	<b>2016-17</b>	<b>Career</b>
Blair Schaefer	1	2	Ameshya Williams	2	2	Teaira McCowan	9	28
Dominique Dillingham		2	Dominique Dillingham	1	12	Chinwe Okorie	5	24
Teaira McCowan		3	Victoria Vivians	1	17	Ameshya Williams	2	2
Ketara Chapel		3	Ketara Chapel		5	Ketara Chapel	1	11
			Blair Schaefer		1	Jazzmun Holmes	1	1
						Breanna Richardson	1	13
<b>Double-Figure Scoring:</b>	<b>2016-17</b>	<b>Career</b>	<b>10+ Rebounds:</b>	<b>2016-17</b>	<b>Career</b>	Morgan William	1	5
Victoria Vivians	13	70	Teaira McCowan	2	9	Dominique Dillingham	1	16
Chinwe Okorie	7	22	Chinwe Okorie	1	8	Victoria Vivians		6
Morgan William	7	42	Breanna Richardson	1	10	Blair Schaefer		1
Breanna Richardson	6	46	Victoria Vivians	1	7			
Roshunda Johnson	4	4	Dominique Dillingham		3	<b>10+ Blocks:</b>	<b>2016-17</b>	<b>Career</b>
Blair Schaefer	3	6	Ketara Chapel		1	Morgan William	7	56
Iggy Allen	2	2				Jazzmun Holmes	6	12
Dominique Dillingham	2	33				Dominique Dillingham	2	10
Teaira McCowan	2	11				Ketara Chapel	2	6
Ameshya Williams	2	2				Breanna Richardson		2
Jazzmun Holmes	1	2				Victoria Vivians		2
Ketara Chapel		14						
						<b>10+ Assists:</b>	<b>2016-17</b>	<b>Career</b>
						Morgan William		1



**MSU IN THE SEC AND NCAA**  
(Through 1/2/17)

**TEAM STANDINGS — ALL GAMES**

CATEGORY	TOTAL	SEC	NCAA
Scoring Offense	81.4	2	15
Scoring Defense	52.7	2	12
Scoring Margin	+28.7	1	4
FG Percentage	.483	1	11
FG Percentage Def.	.387	10	147
3PT FG Percentage	.391	2	15
3PT FG Defense	.244	2	7
3PT FG Per Game	5.7	T6	185
Free Throw Percentage	.703	7	118
Free Throw Attempts	354	1	2
Free Throws Made	249	1	2
Rebounding Offense	38.3	11	189
Rebounding Defense	28.0	1	—
Rebounding Margin	+10.3	2	17
Offensive Rebounds	15.6	2	—
Defensive Rebounds	22.7	12	—
Blocked Shots	3.5	10	152
Assists	15.9	5	64
Steals	10.5	5	47
Turnovers Forced	22.3	3	14
Turnover Margin	+8.5	2	6
Assist/Turnover Ratio	1.1	4	41

**INDIVIDUAL STANDINGS — ALL GAMES**

CATEGORY	TOTAL	SEC	NCAA
<b>POINTS PER GAME</b>			
Victoria Vivians	16.7	8	98
<b>FIELD GOALS MADE</b>			
Victoria Vivians	94	3	35
<b>FIELD GOAL PERCENTAGE</b>			
Victoria Vivians	43.3	15	192
<b>REBOUNDS</b>			
—	—	—	—
<b>3PT FIELD GOALS MADE</b>			
Victoria Vivians	1.9	6	198
Roshunda Johnson	1.7	T9	—
<b>3PT FIELD GOAL PERCENTAGE</b>			
—	—	—	—
<b>FREE THROWS MADE</b>			
Morgan William	64	2	36
<b>FREE THROW PERCENTAGE</b>			
Morgan William	81.0	8	110
<b>OFFENSIVE REBOUNDS</b>			
—	—	—	—
<b>DEFENSIVE REBOUNDS</b>			
—	—	—	—
<b>ASSISTS</b>			
Morgan William	3.9	7	161
Jazzmun Holmes	3.8	10	187
<b>ASSIST/TURNOVER RATIO</b>			
Jazzmun Holmes	3.0	4	13
Morgan William	1.6	9	167
<b>STEALS</b>			
Morgan William	2.0	T8	163
<b>BLOCKS</b>			
Teairra McCowan	1.1	15	243

**BULLDOGS IN WINS VS. LOSSES**

Category	Wins	Losses
Points per game	81.4	—
Opp. points per game	52.7	—
FG pct.	.483	—
Opp. field goal pct.	.387	—
3 pt. FG pct.	.391	—
Opp. 3 pt. FG pct.	.244	—
Free throw pct.	.703	—
Rebounds per game	38.3	—
Rebound margin	+10.3	—
Assists per game	15.9	—
Turnovers per game	13.9	—
Turnover margin	+8.5	—
Steals per game	10.5	—
Blocks per game	3.5	—

**BULLDOG GAME-BY-GAME LEAD/DEFICIT**

OPPONENT	LARGEST LEAD	LARGEST DEFICIT	RESULT
Villanova	48 (4th, 1:15)	2 (1st, 9:20)	W, 108-62
Maine	44 (4th, 2:16)	None	W, 87-43
Tulane	22 (3rd, 1:59)	None	W, 66-49
Texas	17 (2nd, 0:44)	2 (1st, 8:49)	W, 79-68
Oregon	12 (4th, 0:03)	3 (1st, 9:01)	W, 75-63
San Jose St.	39 (4th, 1:03)	None	W, 88-51
Hawaii	26 (4th, 1:27)	2 (2nd, 8:46)	W, 66-41
Iowa St.	6 (OT, :36)	17 (2nd, 1:53)	W, 85-81 (OT)
Southern Miss	24 (4th, 2:28)	None	W, 72-50
Ark.-Little Rock	14 (4th, 2:55)	5 (2nd, 6:04)	W, 88-44
SMU	51 (4th, :38)	None	W, 91-42
USC	5 (4th, 1:26)	7 (3rd, 4:04)	W, 76-72
Alabama St.	45 (4th, :52)	None	W, 90-47
Northwestern St.	76 (4th, :23)	None	W, 106-30
LSU	32 (4th, 3:33)	3 (1st, 7:07)	W, 74-48
Arkansas			
Tennessee			
Florida			
Ole Miss			
Alabama			
South Carolina			
Texas A&M			
Auburn			
Missouri			
Vanderbilt			
Ole Miss			
Georgia			
Texas A&M			
Kentucky			
Tennessee			

**BULLDOG GAME-BY-GAME SPECIALTY STATS (MSU/OPPONENT)**

OPPONENT	PAINT	OFF TO	2ND CHANCE	FAST BREAK	BENCH
Villanova	48/28	18/5	26/13	2/0	64/35
Maine	24/18	37/17	12/0	2/2	39/12
Tulane	28/22	27/12	26/7	8/4	18/6
Texas	34/42	23/16	9/19	4/10	18/7
Oregon	40/26	16/17	9/10	0/2	22/16
San Jose St.	50/18	35/9	25/5	4/0	52/22
Hawaii	34/10	26/17	11/4	6/0	23/11
Iowa St.	38/20	23/12	8/2	4/2	10/16
Southern Miss	46/16	14/13	12/4	8/4	19/4
Ark.-Little Rock	30/18	24/11	7/9	4/0	19/4
SMU	30/22	34/6	11/8	2/4	40/13
USC	28/32	16/9	12/6	2/10	11/21
Alabama St.	30/12	40/7	16/2	12/7	37/29
Northwestern St.	56/16	47/4	26/6	14/0	39/19
LSU	38/24	24/16	14/11	4/12	19/6
Arkansas					
Tennessee					
Florida					
Ole Miss					
Alabama					
South Carolina					
Texas A&M					
Auburn					
Missouri					
Vanderbilt					
Ole Miss					
Georgia					
Texas A&M					
Kentucky					
Tennessee					



**YEAR-BY-YEAR AT THE HUMP**

year	g	rec.	pct.	sec	non
1975-76	6	2-4	.333	---	---
1976-77	10	4-6	.400	---	---
1977-78	14	9-5	.391	---	---
1978-79	12	9-3	.750	---	---
1979-80	12	8-5	.615	---	---
1980-81	13	11-2	.846	---	---
1981-82	14	8-6	.571	---	---
1982-83	15	10-5	.667	0-4	10-1
1983-84	15	8-7	.533	0-5	8-2
1984-85	12	5-7	.417	0-4	5-3
1985-86	13	6-7	.462	0-4	6-3
1986-87	12	7-5	.583	2-3	5-2
1987-88	13	8-5	.615	0-5	8-0
1988-89	11	8-3	.727	3-2	5-1
1989-90	13	5-8	.385	0-5	5-3
1990-91	13	5-8	.385	0-4	5-4
1991-92	13	10-3	.769	3-3	7-0
1992-93	11	8-3	.727	3-2	5-1
1993-94	14	7-7	.500	1-5	6-2
1994-95	10	6-4	.600	1-4	5-0
1995-96	12	9-3	.750	4-2	5-1
1996-97	12	6-6	.500	0-6	6-0
1997-98	13	9-4	.692	3-3	6-1
1998-99	13	11-2	.846	6-2	5-0
1999-00	15	13-2	.867	5-2	8-0
2000-01	15	9-6	.600	2-5	7-1
2001-02	13	11-2	.846	5-2	6-0
2002-03	13	12-1	.923	6-1	6-0
2003-04	11	8-3	.727	5-1	3-2
2004-05	17	13-4	.765	4-3	9-1
2005-06	14	4-10	.286	0-7	4-3
2006-07	17	9-8	.529	2-5	7-3
2007-08	16	11-5	.688	3-4	8-1
2008-09	16	12-4	.750	4-3	8-1
2009-10	16	12-4	.750	4-4	8-0
2010-11	14	6-8	.429	1-7	5-1
2011-12	16	10-6	.625	2-6	8-0
2012-13	17	12-5	.706	4-4	8-1
2013-14	21	16-5	.762	4-4	12-1
2014-15	18	17-1	.944	7-1	10-0
2015-16	18	16-2	.889	6-2	10-0
2016-17	4	4-0	1.000	1-0	3-0

ALL-TIME RECORD (42 YEARS): 374-194 (.658)

**ATTENDANCE LAST 15 YEARS**

2016-17	25,751	2008-09	20,590
2015-16	92,914	2007-08	16,065
2014-15	67,598	2006-07	12,364
2013-14	48,733	2005-06	9,058
2012-13	22,384	2004-05	18,392
2011-12	23,073	2003-04	12,988
2010-11	15,645	2002-03	26,290
2009-10	26,206	2001-02	22,482

**BULLDOGS AT HUMPHREY COLISEUM**

- Mississippi State is in its 42nd season at Humphrey Coliseum. The Bulldogs are 374-194 all-time in the Hump.
- The Bulldogs are 37-3 in the Hump since 2014-15, including 14-3 in SEC play.
- State set a new season attendance record with 92,914 fans at the Hump in 2015-16.
- MSU has had the nation's 4th-biggest average attendance improvement each of the last two years.
- The Bulldogs had the second-largest attendance with 7,764 for their 2016-17 home opener against Texas.
- MSU had the largest women's basketball crowd in state of Mississippi history and the 4th-largest all-time at Humphrey Coliseum — men's or women's — last season with 10,626 against South Carolina.

**MSU'S RECORD AT HOME UNDER SCHAEFER**

YEAR	OVERALL	PCT.	SEC	Pct.	NON-CONF.	Pct.
2012-13	12-5	.706	4-4	.500	8-1	.889
2013-14	16-5	.762	4-4	.500	12-1	.923
2014-15	17-1	.944	7-1	.875	10-0	1.000
2015-16	16-2	.889	6-2	.750	10-0	1.000
2016-17	4-0	1.000	1-0	1.000	3-0	1.000
<b>TOTALS</b>	<b>65-13</b>	<b>.833</b>	<b>22-11</b>	<b>.667</b>	<b>43-2</b>	<b>.956</b>

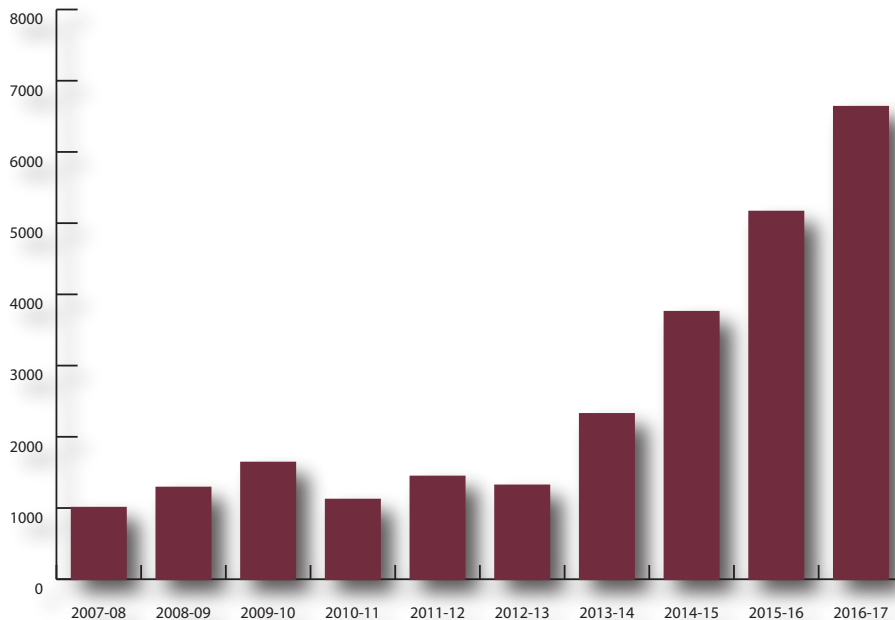


**TOP 20 WOMEN'S CROWDS**

Att.	date	opp.	score						
1	10,626	1/24/16	South Carolina	L, 51-57	11	5,849	1/1/17	LSU	W, 74-48
2	7,764	11/20/16	Texas	W, 79-68	12	5,787	1/10/10	Tennessee	L, 48-75
3	7,326	3/1/15	Ole Miss	W, 55-47	13	5,786	12/20/16	Alabama State	W, 90-47
4	7,128	1/18/16	Ole Miss	W, 79-51	14	5,712	1/10/16	Arkansas	W, 80-55
5	7,094	3/20/16	Michigan St. (NCAA)	W, 74-72	15	5,710	1/28/16	Tennessee	W, 65-63
6	6,463	11/13/15	Samford	W, 68-47	16	5,183	2/15/15	Florida	W, 75-62
7	6,352	12/28/16	Northwestern St.	W, 106-30	17	5,157	2/14/02	Tennessee	L, 78-80
8	6,224	2/28/16	Alabama	W, 61-52	18	5,115	3/18/16	Chattanooga (NCAA)	W, 60-50
9	6,055	2/9/03	LSU	L, 72-77	19	5,112	1/9/96	Arkansas St.	W, 76-56
10	5,863	2/17/00	Tennessee	L, 75-79	20	5,056	1/29/15	Vanderbilt	W, 69-44

— Attendances set under Vic Schaefer in Bold

**MISSISSIPPI STATE AVERAGE HOME ATTENDANCE THE LAST 10 SEASONS**



**HUMPHREY COLISEUM INDIVIDUAL RECORDS**

- Most Points**  
47 - Tan White vs. Vanderbilt [20T] (2/3/05)
- Most Rebounds**  
26 - Sophie Ratliff vs. Shorter (2/15/88)
- Most FG Made**  
20 - LaToya Thomas vs. Tulsa (11/17/02)
- Most 3FG Made**  
8 - Meadow Overstreet vs. Miss. Valley St. (12/20/99)
- Most FT Made**  
18 - Jennifer Fambrough vs. Northwestern St. (12/19/88)
- Most Assists**  
13 - Katia May, vs. Tennessee Tech (11/21/13)
- Most Steals**  
13 - Katia May, vs. Tennessee Tech (11/21/13)
- Most Blocked Shots**  
10 - Martha Alwal vs. Jacksonville State (11/11/11)

**HUMPHREY COLISEUM TEAM RECORDS**

- Most Points**  
117 - vs. Judson (2/24/86)
- Most Rebounds**  
78 - vs. Judson (2/24/86)
- Most FG Made**  
53 - vs. Judson (2/24/86)
- Most 3FG Made**  
13 - vs. SE Louisiana (12/16/04)
- Most FT Made**  
36 - vs. SE Louisiana (12/20/13)
- Most Assists**  
30 - vs. Mississippi Valley (11/24/15)
- Most Steals**  
30 - vs. Mississippi Valley (12/20/99)
- Most Blocked Shots**  
32 - vs. Nicholls (12/7/08)
- Most Blocked Shots**  
14 - vs. Jacksonville State (11/11/11)





**IGGY ALLEN**

Guard | 5-10 | Freshman  
Pompano Beach, Fla. | Dillard HS

**ALLEN'S BULLDOG BITES**

- Scored 10 points on 4 of 8 shooting and grabbed six rebounds in her Bulldog debut.
- Tallied season highs for points (14) and minutes (15) against San Jose State.
- Had five points, three assists and three steals against Northwestern State.

**CAREER HIGHS**

POINTS	14, vs. SAN JOSE STATE (11-26-16)
REBOUNDS	6, vs. VILLANOVA (11-11-16)
FG MADE	7, vs. SAN JOSE STATE (11-26-16)
FG ATTEMPTS	9, vs. SAN JOSE STATE (11-26-16)
3PT FG MADE	—
3PT FG ATTEMPTS	1, vs. HAWAII (11-27-16)
FT MADE	3, vs. NORTHWESTERN STATE (12-28-16)
FT ATTEMPTS	4, vs. NORTHWESTERN STATE (12-28-16)
ASSISTS	3, vs. NORTHWESTERN STATE (12-28-16)
BLOCKS	—
STEALS	3, vs. NORTHWESTERN STATE (12-28-16)

**SEC HIGHS**

POINTS	1, vs. LSU (1-1-17)
REBOUNDS	—
FG MADE	—
FG ATTEMPTS	—
3PT FG MADE	—
3PT FG ATTEMPTS	—
FT MADE	1, vs. LSU (1-1-17)
FT ATTEMPTS	2, vs. LSU (1-1-17)
ASSISTS	—
BLOCKS	—
STEALS	1, vs. LSU (1-1-17)

\* — SEC Tournament

**POSTSEASON HIGHS**

POINTS	—
REBOUNDS	—
FG MADE	—
FG ATTEMPTS	—
3PT FG MADE	—
3PT FG ATTEMPTS	—
FT MADE	—
FT ATTEMPTS	—
ASSISTS	—
BLOCKS	—
STEALS	—

**ALLEN'S 2016-17 GAME-BY-GAME STATISTICS (\* — INDICATES GAME STARTED)**

Opponent	Min.	FG-A	3PT-A	FT-A	O-D-T	PF	Ast.	TO	Blk.	Stl.	Pts.
Villanova	14	4-8	0-0	2-2	2-4-6	1	0	0	0	1	10
Maine	6	1-1	0-0	0-0	0-1-1	0	0	1	0	0	2
Tulane	4	0-2	0-0	0-0	0-0-0	0	0	1	0	0	0
Texas											— DID NOT PLAY —
Oregon	5	1-1	0-0	0-0	0-0-0	2	1	1	0	0	2
San Jose St.	15	7-9	0-0	0-0	2-0-2	1	2	2	0	0	14
Hawaii	10	1-3	0-1	0-0	0-0-0	0	0	1	0	1	2
Iowa St.	1	0-0	0-0	0-0	0-0-0	0	1	0	0	0	0
Southern Miss	6	2-4	0-0	0-0	0-2-2	3	0	2	0	1	4
Ark.-Little Rock	2	0-0	0-0	0-0	0-1-1	0	1	0	0	0	0
SMU	10	1-5	0-0	2-2	0-1-1	3	1	3	0	0	4
USC	1	0-0	0-0	0-0	0-0-0	0	0	0	0	0	0
Alabama St.	7	2-5	0-0	0-0	0-0-0	0	0	1	0	1	4
Northwestern St.	11	1-2	0-0	3-4	1-2-3	2	3	1	0	3	5
LSU	4	0-0	0-0	1-2	0-0-0	0	0	0	0	1	1
Arkansas											
Tennessee											
Florida											
Ole Miss											
Alabama											
South Carolina											
Texas A&M											
Auburn											
Missouri											
Vanderbilt											
Ole Miss											
Georgia											
Texas A&M											
Kentucky											
Tennessee											

**IGGY ALLEN'S CAREER STATISTICS**

**ALL GAMES**

Year	GP	GS	Min	Avg	Total			3-Point			F-Throw			Rebounds				PF	FO	Ast	TO	Blk	Stl	Pts	Avg
					FG	FGA	Pct	FG	FGA	Pct	FT	FTA	Pct	Off	Def	Tot	Avg								
2016-17	14	0	96	6.9	20	40	.500	0	1	.000	8	10	.800	7	9	16	1.1	12	0	9	13	0	8	48	3.4
<b>TOTAL</b>	<b>14</b>	<b>0</b>	<b>96</b>	<b>6.9</b>	<b>20</b>	<b>40</b>	<b>.500</b>	<b>0</b>	<b>1</b>	<b>.000</b>	<b>8</b>	<b>10</b>	<b>.800</b>	<b>7</b>	<b>9</b>	<b>16</b>	<b>1.1</b>	<b>12</b>	<b>0</b>	<b>9</b>	<b>13</b>	<b>0</b>	<b>8</b>	<b>48</b>	<b>3.4</b>

**SEC GAMES**

Year	GP	GS	Min	Avg	Total			3-Point			F-Throw			Rebounds				PF	FO	Ast	TO	Blk	Stl	Pts	Avg
					FG	FGA	Pct	FG	FGA	Pct	FT	FTA	Pct	Off	Def	Tot	Avg								
2016-17	1	0	4	4.0	0	0	.000	0	0	.000	1	2	.500	0	0	0	0.0	0	0	0	0	0	1	1	1.0
<b>TOTAL</b>	<b>1</b>	<b>0</b>	<b>4</b>	<b>4.0</b>	<b>0</b>	<b>0</b>	<b>.000</b>	<b>0</b>	<b>0</b>	<b>.000</b>	<b>1</b>	<b>2</b>	<b>.500</b>	<b>0</b>	<b>0</b>	<b>0</b>	<b>0.0</b>	<b>0</b>	<b>0</b>	<b>0</b>	<b>0</b>	<b>0</b>	<b>1</b>	<b>1</b>	<b>1.0</b>



@HailStateWBK



Facebook.com/HailStateWBK



HailStateWBK



**ZION CAMPBELL**

Center | 6-3 | Redshirt Freshman  
Washington, D.C. | Riverdale Baptist

**CAMPBELL'S BULLDOG BITES**

- Scored her first collegiate points in the Bulldogs' Maine Tipoff Tournament-clinching win against Maine.
- Notched her first two rebounds in MSU's Rainbow Wahine Showdown championship-clinching victory.
- Grabbed a personal-best three rebounds and dished her first assist against Alabama State.
- Saw her first SEC action against LSU, scoring a bucket.

**CAREER HIGHS**

POINTS	2, 4x, LAST VS. LSU (1-1-17)
REBOUNDS	3, vs. ALABAMA STATE (12-20-16)
FG MADE	1, 4x, LAST VS. LSU (1-1-17)
FG ATTEMPTS	1, 5x, LAST VS. LSU (1-1-17)
3PT FG MADE	—
3PT FG ATTEMPTS	—
FT MADE	—
FT ATTEMPTS	2, vs. LSU (1-1-17)
ASSISTS	1, vs. ALABAMA STATE (12-20-16)
BLOCKS	—
STEALS	1, vs. SMU (12-16-16)

**SEC HIGHS**

POINTS	—
REBOUNDS	—
FG MADE	—
FG ATTEMPTS	—
3PT FG MADE	—
3PT FG ATTEMPTS	—
FT MADE	—
FT ATTEMPTS	—
ASSISTS	—
BLOCKS	—
STEALS	—

\* — SEC Tournament

**POSTSEASON HIGHS**

POINTS	—
REBOUNDS	—
FG MADE	—
FG ATTEMPTS	—
3PT FG MADE	—
3PT FG ATTEMPTS	—
FT MADE	—
FT ATTEMPTS	—
ASSISTS	—
BLOCKS	—
STEALS	—

**CAMPBELL'S 2016-17 GAME-BY-GAME STATISTICS (\* — INDICATES GAME STARTED)**

Opponent	Min.	FG-A	3PT-A	FT-A	O-D-T	PF	Ast.	TO	Blk.	Stl.	Pts.
Villanova											
Maine	3	1-1	0-0	0-0	0-0-0	0	0	0	0	0	2
Tulane	1	0-0	0-0	0-0	0-0-0	0	0	0	0	0	0
Texas											
Oregon											
San Jose St.	1	1-1	0-0	0-0	0-0-0	0	0	0	0	0	2
Hawaii	2	0-0	0-0	0-0	1-1-2	1	0	0	0	0	0
Iowa St.											
Southern Miss											
Ark.-Little Rock											
SMU	4	0-0	0-0	0-0	0-0-0	0	0	0	0	1	0
USC											
Alabama St.	3	0-1	0-0	0-0	2-1-3	2	1	0	0	0	0
Northwestern St.	4	1-1	0-0	0-0	0-2-2	0	0	0	0	0	2
LSU	2	1-1	0-0	0-2	0-1-1	0	0	1	0	0	2
Arkansas											
Tennessee											
Florida											
Ole Miss											
Alabama											
South Carolina											
Texas A&M											
Auburn											
Missouri											
Vanderbilt											
Ole Miss											
Georgia											
Texas A&M											
Kentucky											
Tennessee											

**ZION CAMPBELL'S CAREER STATISTICS**

**ALL GAMES**

Year	GP	GS	Min	Avg	Total			3-Point			F-Throw			Rebounds				PF	FO	Ast	TO	Blk	Stl	Pts	Avg
					FG	FGA	Pct	FG	FGA	Pct	FT	FTA	Pct	Off	Def	Tot	Avg								
2016-17	8	0	20	2.5	4	5	.800	0	0	.000	0	2	.000	3	5	8	1.0	3	0	1	1	0	1	8	1.0
<b>TOTAL</b>	<b>8</b>	<b>0</b>	<b>20</b>	<b>2.5</b>	<b>4</b>	<b>5</b>	<b>.800</b>	<b>0</b>	<b>0</b>	<b>.000</b>	<b>0</b>	<b>2</b>	<b>.000</b>	<b>3</b>	<b>5</b>	<b>8</b>	<b>1.0</b>	<b>3</b>	<b>0</b>	<b>1</b>	<b>1</b>	<b>0</b>	<b>1</b>	<b>8</b>	<b>1.0</b>

**SEC GAMES**

Year	GP	GS	Min	Avg	Total			3-Point			F-Throw			Rebounds				PF	FO	Ast	TO	Blk	Stl	Pts	Avg
					FG	FGA	Pct	FG	FGA	Pct	FT	FTA	Pct	Off	Def	Tot	Avg								
2016-17	1	0	2	2.0	1	1	1.000	0	0	.000	0	2	.000	0	1	1	1.0	0	0	0	1	0	0	2	2.0
<b>TOTAL</b>	<b>1</b>	<b>0</b>	<b>2</b>	<b>2.0</b>	<b>1</b>	<b>1</b>	<b>1.000</b>	<b>0</b>	<b>0</b>	<b>.000</b>	<b>0</b>	<b>2</b>	<b>.000</b>	<b>0</b>	<b>1</b>	<b>1</b>	<b>1.0</b>	<b>0</b>	<b>0</b>	<b>0</b>	<b>1</b>	<b>0</b>	<b>0</b>	<b>2</b>	<b>2.0</b>



@HailStateWBK



Facebook.com/HailStateWBK



HailStateWBK



**KETARA CHAPEL**

Forward | 6-1 | Senior  
Temple, Texas | Temple HS

**CHAPEL'S BULLDOG BITES**

- Three-time SEC Academic Honor Roll selection.
- Scored two points in each of the Bulldogs' first three games.
- Grabbed four rebounds and dished four assists in the opener against Villanova.
- Scored a season-high five points against Hawaii.
- Had four assists in MSU's road win at Little Rock.
- Had a season-high six points against LSU.

**CAREER HIGHS**

POINTS	19, 2x, LAST VS. ARKANSAS (1-10-16)
REBOUNDS	11, vs. WEST VIRGINIA (11-20-14)
FG MADE	9, vs. WEST VIRGINIA (11-20-14)
FG ATTEMPTS	12, 2x, LAST VS. SMU (12-21-15)
3PT FG MADE	1, 5x, LAST VS. ARKANSAS (1-8-15)
3PT FG ATTEMPTS	3, AT LSU (1-30-14)
FT MADE	6, 2x, LAST VS. SOUTH CAROLINA (1-24-16)
FT ATTEMPTS	7, vs. SOUTHERN MISS (12-16-15)
ASSISTS	5, 2x, LAST VS. CHATTANOOGA (3-18-16)
BLOCKS	3, 2x, LAST VS. MISSOURI (2-7-16)
STEALS	5, vs. SOUTHERN MISS (12-16-15)

**SEC HIGHS**

POINTS	19, vs. ARKANSAS (1-10-16)
REBOUNDS	6, 2x, LAST AT FLORIDA (1-3-16)
FG MADE	7, vs. ARKANSAS (1-10-16)
FG ATTEMPTS	11, AT MISSOURI (1-14-16)
3PT FG MADE	1, 4x, LAST VS. ARKANSAS (1-8-15)
3PT FG ATTEMPTS	3, AT LSU (1-30-14)
FT MADE	6, 2x, LAST VS. SOUTH CAROLINA (1-24-16)
FT ATTEMPTS	6, 5x, LAST VS. SOUTH CAROLINA (1-24-16)
ASSISTS	3, 2x, LAST VS. OLE MISS (3-1-15)
BLOCKS	3, vs. MISSOURI (2-7-16)
STEALS	2, 2x, LAST AT FLORIDA (1-3-16)

\* — SEC Tournament

**POSTSEASON HIGHS**

POINTS	8, vs. MICHIGAN STATE (3-20-16)
REBOUNDS	7, vs. CHATTANOOGA (3-18-16)
FG MADE	3, vs. MICHIGAN STATE (3-20-16)
FG ATTEMPTS	5, vs. CHATTANOOGA (3-18-16)
3PT FG MADE	—
3PT FG ATTEMPTS	—
FT MADE	2, vs. MICHIGAN STATE (3-20-16)
FT ATTEMPTS	2, vs. MICHIGAN STATE (3-20-16)
ASSISTS	5, vs. CHATTANOOGA (3-18-16)
BLOCKS	1, AT DUKE (3-22-15)
STEALS	1, 3x, LAST VS. MICHIGAN STATE (3-20-16)

**CHAPEL'S 2016-17 GAME-BY-GAME STATISTICS (\* — INDICATES GAME STARTED)**

Opponent	Min.	FG-A	3PT-A	FT-A	O-D-T	PF	Ast.	TO	Blk.	Stl.	Pts.
Villanova	23	1-1	0-0	0-0	1-3-4	3	4	0	0	1	2
Maine	10	1-2	0-0	0-0	0-0-0	1	1	0	0	1	2
Tulane	12	1-2	0-0	0-0	3-0-3	0	1	1	0	1	2
Texas	22	0-2	0-0	0-0	2-2-4	2	2	1	1	0	0
Oregon	33	2-5	0-0	0-0	0-0-0	2	2	2	2	1	4
San Jose St.	15	2-3	0-0	0-0	3-2-5	0	0	1	0	0	4
Hawaii	20	1-3	0-0	3-4	3-0-3	0	1	4	0	0	5
Iowa St.	15	1-2	0-0	0-0	1-1-2	3	2	1	1	2	2
Southern Miss	8	0-0	0-0	0-0	2-0-2	0	1	0	0	0	0
Ark.-Little Rock	30	1-2	0-0	0-0	2-2-4	2	4	1	0	1	2
SMU	15	2-2	0-0	0-0	0-3-3	0	1	1	0	1	4
USC	8	0-0	0-0	0-0	1-0-1	0	0	2	0	0	0
Alabama St.	13	0-1	0-0	0-0	2-0-2	1	0	0	0	2	0
Northwestern St.					— DID NOT PLAY —						
LSU	23	2-3	0-0	2-2	1-1-2	1	0	1	0	0	6
Arkansas											
Tennessee											
Florida											
Ole Miss											
Alabama											
South Carolina											
Texas A&M											
Auburn											
Missouri											
Vanderbilt											
Ole Miss											
Georgia											
Texas A&M											
Kentucky											
Tennessee											

**KETARA CHAPEL'S CAREER STATISTICS**

**ALL GAMES**

Year	GP	GS	Min	Avg	Total			3-Point			F-Throw			Rebounds				PF	FO	Ast	TO	Blk	Stl	Pts	Avg
					FG	FGA	Pct	FG	FGA	Pct	FT	FTA	Pct	Off	Def	Tot	Avg								
2013-14	34	4	581	17.1	43	120	.358	4	16	.250	53	72	.736	39	55	94	2.8	69	3	19	40	11	22	143	4.2
2014-15	34	19	589	17.3	63	138	.457	1	10	.100	35	48	.729	49	46	95	2.8	45	0	25	38	15	15	162	4.8
2015-16	36	35	745	20.7	70	155	.452	0	2	.000	30	40	.750	49	72	121	3.4	62	1	34	46	10	16	170	4.7
2016-17	14	0	247	17.6	14	28	.500	0	0	.000	5	6	.833	21	14	35	2.5	15	0	19	15	4	10	33	2.4
<b>TOTAL</b>	<b>118</b>	<b>58</b>	<b>2162</b>	<b>18.3</b>	<b>190</b>	<b>441</b>	<b>.431</b>	<b>5</b>	<b>28</b>	<b>.179</b>	<b>123</b>	<b>166</b>	<b>.741</b>	<b>158</b>	<b>187</b>	<b>345</b>	<b>2.9</b>	<b>191</b>	<b>4</b>	<b>97</b>	<b>139</b>	<b>40</b>	<b>63</b>	<b>508</b>	<b>4.3</b>

**SEC GAMES**

Year	GP	GS	Min	Avg	Total			3-Point			F-Throw			Rebounds				PF	FO	Ast	TO	Blk	Stl	Pts	Avg
					FG	FGA	Pct	FG	FGA	Pct	FT	FTA	Pct	Off	Def	Tot	Avg								
2013-14	16	0	251	15.7	16	47	.340	3	11	.273	27	35	.771	22	17	39	2.4	36	2	8	16	3	6	62	3.9
2014-15	16	4	243	15.2	14	45	.311	1	3	.333	12	20	.600	14	13	27	1.7	19	0	14	16	4	5	41	2.6
2015-16	16	16	347	21.7	31	73	.425	0	1	.000	13	14	.929	21	30	51	3.2	36	1	13	21	6	6	75	4.7
2016-17	1	0	23	23.0	2	3	.667	0	0	.000	2	2	1.000	1	1	2	2.0	1	0	0	1	0	0	6	6.0
<b>TOTAL</b>	<b>49</b>	<b>20</b>	<b>864</b>	<b>17.6</b>	<b>63</b>	<b>168</b>	<b>.375</b>	<b>4</b>	<b>15</b>	<b>.267</b>	<b>54</b>	<b>71</b>	<b>.761</b>	<b>58</b>	<b>61</b>	<b>119</b>	<b>2.4</b>	<b>92</b>	<b>3</b>	<b>35</b>	<b>54</b>	<b>13</b>	<b>17</b>	<b>184</b>	<b>3.8</b>



@HailStateWBK



Facebook.com/HailStateWBK



HailStateWBK



## DOMINIQUE DILLINGHAM

Guard | 5-9 | Senior  
Spring, Texas | Klein Collins HS

### CAREER HIGHS

POINTS	..... 21, vs. MISSOURI (1-26-14)
REBOUNDS	..... 12, AT KENTUCKY (2-12-15)
FG MADE	..... 8, vs. ALABAMA (2-28-16)
FG ATTEMPTS	..... 16, 2X, LAST vs. KENTUCKY (2-27-14)
3PT FG MADE	..... 5, vs. MISSOURI (1-26-14)
3PT FG ATTEMPTS	..... 9, vs. MISSOURI (1-26-14)
FT MADE	..... 8, 5X, LAST AT VANDERBILT (2-25-16)
FT ATTEMPTS	..... 14, vs. SOUTHERN MISS (3-24-14)
ASSISTS	..... 5, 4X, LAST vs. TULANE (11-16-16)
BLOCKS	..... 3, 2X, LAST vs. CHATTANOOGA (3-18-16)
STEALS	..... 6, 5X, LAST vs. TULANE (11-16-16)

### SEC HIGHS

POINTS	..... 21, vs. MISSOURI (1-26-14)
REBOUNDS	..... 12, AT KENTUCKY (2-12-15)
FG MADE	..... 8, vs. ALABAMA (2-28-16)
FG ATTEMPTS	..... 16, 2X, LAST vs. KENTUCKY (2-27-14)
3PT FG MADE	..... 5, vs. MISSOURI (1-26-14)
3PT FG ATTEMPTS	..... 9, vs. MISSOURI (1-26-14)
FT MADE	..... 8, AT VANDERBILT (2-25-16)
FT ATTEMPTS	..... 12, AT VANDERBILT (2-25-16)
ASSISTS	..... 5, 3X, LAST vs. ARKANSAS (1-10-16)
BLOCKS	..... 3, vs. KENTUCKY (2-18-16)
STEALS	..... 5, vs. ARKANSAS (1-8-15)

\* — SEC Tournament

### POSTSEASON HIGHS

POINTS	..... 11, vs. TULANE (3-20-14)
REBOUNDS	..... 10, AT DUKE (3-22-15)
FG MADE	..... 3, 3X, LAST vs. MICHIGAN STATE (3-20-16)
FG ATTEMPTS	..... 10, vs. SOUTHERN MISS (3-24-14)
3PT FG MADE	..... 2, 2X, LAST AT DUKE (3-22-15)
3PT FG ATTEMPTS	..... 4, 2X, LAST AT DUKE (3-22-15)
FT MADE	..... 8, vs. SOUTHERN MISS (3-24-14)
FT ATTEMPTS	..... 14, vs. SOUTHERN MISS (3-24-14)
ASSISTS	..... 3, vs. SOUTHERN MISS (3-24-14)
BLOCKS	..... 3, 2X, LAST vs. CHATTANOOGA (3-18-16)
STEALS	..... 3, 3X, LAST vs. CHATTANOOGA (3-18-16)

### DILLINGHAM'S BULLDOG BITES

- Named to the coaches' preseason All-SEC second team.
- Associated Press All-SEC Honorable Mention last season.
- SEC All-Defensive Team selection in 2015-16.
- Had a streak of 46-straight starts halted at Iowa State.
- Taken 118 charges in her career.
- Passed 800 career points with 11 against Villanova.
- Five steals from 200 for her career.
- Tied her career highs in assists (5) and steals (6) against Tulane. Grabbed eight rebounds in the contest.
- Tallied 10 points on 4 of 8 shooting against No. 8 Texas. Added two steals as well.
- Averaged 7.7 ppg in the Rainbow Wahine Showdown, including nine in the championship-clinching win.
- Returned to action against Northwestern State after missing the previous six games.
- Was back in the starting lineup against LSU, tallying a pair of steals and taking two charges.

### DILLINGHAM'S 2016-17 GAME-BY-GAME STATISTICS (\* — INDICATES GAME STARTED)

Opponent	Min.	FG-A	3PT-A	FT-A	O-D-T	PF	Ast.	TO	Blk.	Stl.	Pts.
*Villanova	26	4-6	0-0	3-4	1-2-3	3	0	1	0	1	11
*Maine	24	2-4	1-3	2-2	1-1-2	3	1	0	0	0	7
*Tulane	35	1-4	0-1	2-2	3-5-8	1	5	1	0	6	4
*Texas	35	4-8	0-0	2-2	0-1-1	3	2	2	0	2	10
*Oregon	26	3-4	1-1	0-0	2-1-3	2	3	1	0	1	7
*San Jose St.	18	3-8	1-2	0-0	0-1-1	0	0	0	0	0	7
*Hawaii	22	3-7	3-4	0-0	1-1-2	2	3	1	0	1	9
Iowa St.											— DID NOT PLAY —
Southern Miss											— DID NOT PLAY —
Ark.-Little Rock											— DID NOT PLAY —
SMU											— DID NOT PLAY —
USC											— DID NOT PLAY —
Alabama St.											— DID NOT PLAY —
Northwestern St.	19	1-6	1-2	0-0	1-3-4	1	2	0	1	0	3
*LSU	30	1-6	0-3	2-2	0-1-1	2	2	1	1	2	4
Arkansas											
Tennessee											
Florida											
Ole Miss											
Alabama											
South Carolina											
Texas A&M											
Auburn											
Missouri											
Vanderbilt											
Ole Miss											
Georgia											
Texas A&M											
Kentucky											
Tennessee											

## DOMINIQUE DILLINGHAM'S CAREER STATISTICS

### ALL GAMES

Year	GP	GS	Min	Avg	Total			3-Point			F-Throw			Rebounds				PF	FO	Ast	TO	Blk	Stl	Pts	Avg
					FG	FGA	Pct	FG	FGA	Pct	FT	FTA	Pct	Off	Def	Tot	Avg								
2013-14	36	21	1005	27.9	91	288	.316	24	98	.245	109	153	.712	78	66	144	4.0	88	1	44	35	9	57	315	8.8
2014-15	34	33	1056	31.1	65	185	.351	24	68	.353	41	74	.554	74	95	169	5.0	79	2	60	38	23	69	195	5.7
2015-16	36	36	1189	33.0	106	288	.368	18	65	.277	55	69	.797	63	72	135	3.8	96	3	67	39	17	56	285	7.9
2016-17	9	8	235	26.1	22	53	.415	7	16	.438	11	12	.917	9	16	25	2.8	17	0	18	7	2	13	62	6.9
<b>TOTAL</b>	<b>115</b>	<b>98</b>	<b>3485</b>	<b>30.3</b>	<b>284</b>	<b>814</b>	<b>.349</b>	<b>73</b>	<b>247</b>	<b>.296</b>	<b>216</b>	<b>308</b>	<b>.701</b>	<b>224</b>	<b>249</b>	<b>473</b>	<b>4.1</b>	<b>280</b>	<b>6</b>	<b>189</b>	<b>119</b>	<b>51</b>	<b>195</b>	<b>857</b>	<b>7.5</b>

### SEC GAMES

Year	GP	GS	Min	Avg	Total			3-Point			F-Throw			Rebounds				PF	FO	Ast	TO	Blk	Stl	Pts	Avg
					FG	FGA	Pct	FG	FGA	Pct	FT	FTA	Pct	Off	Def	Tot	Avg								
2013-14	16	14	522	32.6	37	130	.285	17	59	.288	32	45	.711	30	29	59	3.7	39	0	23	15	3	19	123	7.7
2014-15	16	15	576	36.0	31	93	.333	11	32	.344	23	41	.561	35	51	86	5.4	43	2	33	22	13	33	96	6.0
2015-16	16	16	615	38.4	55	154	.357	8	35	.229	32	40	.800	31	42	73	4.6	41	1	26	21	7	24	150	9.4
2016-17	1	1	30	30.0	1	6	.167	0	3	.000	2	2	1.000	0	1	1	1.0	2	0	2	1	1	2	4	4.0
<b>TOTAL</b>	<b>49</b>	<b>46</b>	<b>1743</b>	<b>35.6</b>	<b>124</b>	<b>383</b>	<b>.324</b>	<b>36</b>	<b>129</b>	<b>.279</b>	<b>89</b>	<b>128</b>	<b>.695</b>	<b>96</b>	<b>123</b>	<b>219</b>	<b>4.5</b>	<b>125</b>	<b>3</b>	<b>84</b>	<b>59</b>	<b>24</b>	<b>78</b>	<b>373</b>	<b>7.6</b>





# JAZZMUN HOLMES

Guard | 5-8 | Sophomore  
Gulfport, Miss. | Harrison Central HS

### HOLMES' BULLDOG BITES

- Matched her career high with 12 points against Villanova. Also dished a team-high five assists in the game.
- Contributed three steals and three points in MSU's win against No. 8 Texas.
- Matched her career high with eight assists against San Jose State.
- Had six points, four rebounds and five assists against Alabama State.
- Collected seven assists against Northwestern State.
- Tied her personal SEC high with six assists against LSU.

### CAREER HIGHS

POINTS ..... 12, 2x, LAST VS. VILLANOVA (11-11-16)  
 REBOUNDS ..... 6, VS. GRAMBLING (11-21-15)  
 FG MADE ..... 4, 2x, LAST VS. VILLANOVA (11-11-16)  
 FG ATTEMPTS ..... 8, 3x, LAST VS. VILLANOVA (11-11-16)  
 3PT FG MADE ..... 1, 5x, LAST VS. NORTHWESTERN ST (12-28-16)  
 3PT FG ATTEMPTS ..... 3, 2x, LAST VS. MVSU (11-24-15)  
 FT MADE ..... 5, VS. ARKANSAS (1-10-16)  
 FT ATTEMPTS ..... 6, VS. ARKANSAS (1-10-16)  
 ASSISTS ..... 8, 4x, LAST VS. SMU (12-16-16)  
 BLOCKS ..... 1, 5x, LAST VS. NORTHWESTERN ST (12-28-16)  
 STEALS ..... 5, VS. SAMFORD (11-13-15)

### SEC HIGHS

POINTS ..... 8, VS. ARKANSAS (1-10-16)  
 REBOUNDS ..... 2, 3x, LAST VS. TENNESSEE (3-5-16)\*  
 FG MADE ..... 2, 2x, LAST VS. VANDERBILT (3-4-16)\*  
 FG ATTEMPTS ..... 4, 3x, LAST VS. VANDERBILT (3-4-16)\*  
 3PT FG MADE ..... 1, VS. ARKANSAS (1-10-16)  
 3PT FG ATTEMPTS ..... 1, 4x, LAST VS. ALABAMA (2-28-16)  
 FT MADE ..... 5, VS. ARKANSAS (1-10-16)  
 FT ATTEMPTS ..... 6, VS. ARKANSAS (1-10-16)  
 ASSISTS ..... 6, 2x, LAST VS. LSU (1-1-17)  
 BLOCKS ..... 1, AT GEORGIA (1-21-16)  
 STEALS ..... 2, 2x, LAST VS. OLE MISS (1-18-16)

\* — SEC Tournament

### POSTSEASON HIGHS

POINTS ..... 2, VS. CHATTANOOGA (3-18-16)  
 REBOUNDS ..... 2, VS. CHATTANOOGA (3-18-16)  
 FG MADE ..... —  
 FG ATTEMPTS ..... 1, 2x, LAST VS. MICHIGAN STATE (3-20-16)  
 3PT FG MADE ..... —  
 3PT FG ATTEMPTS ..... 1, VS. MICHIGAN STATE (3-20-16)  
 FT MADE ..... 2, VS. CHATTANOOGA (3-18-16)  
 FT ATTEMPTS ..... 2, VS. CHATTANOOGA (3-18-16)  
 ASSISTS ..... —  
 BLOCKS ..... —  
 STEALS ..... 1, 2x, LAST VS. MICHIGAN STATE (3-20-16)

### HOLMES' 2016-17 GAME-BY-GAME STATISTICS (\* — INDICATES GAME STARTED)

Opponent	Min.	FG-A	3PT-A	FT-A	O-D-T	PF	Ast.	TO	Blk.	Stl.	Pts.
Villanova	22	4-8	1-1	3-4	1-1-2	2	5	1	0	0	12
Maine	13	1-1	0-0	0-0	0-0-0	2	4	2	1	0	2
Tulane	14	0-0	0-0	0-2	1-1-2	2	2	4	0	1	0
Texas	8	1-3	0-0	1-2	0-0-0	1	1	0	0	3	3
Oregon	5	0-0	0-0	0-0	0-0-0	0	1	1	0	0	0
San Jose St.	21	2-3	0-0	0-0	1-2-3	2	8	0	0	2	4
Hawaii	18	1-3	0-1	0-0	0-5-5	2	2	0	0	0	2
Iowa St.	6	0-0	0-0	0-0	0-0-0	0	0	1	0	0	0
Southern Miss	13	0-1	0-0	2-2	0-0-0	0	3	1	0	2	2
Ark.-Little Rock	3	0-0	0-0	0-0	0-0-0	0	0	1	0	0	0
SMU	18	3-6	0-0	2-2	1-2-3	2	8	1	0	1	8
USC	12	1-3	0-0	2-2	0-0-0	3	5	0	0	1	4
Alabama St.	16	1-2	1-1	3-4	1-3-4	2	5	1	0	0	6
Northwestern St.	24	1-5	1-2	0-0	1-2-3	3	7	2	1	1	3
LSU	15	1-1	0-0	0-0	0-1-1	2	6	4	0	1	2
Arkansas											
Tennessee											
Florida											
Ole Miss											
Alabama											
South Carolina											
Texas A&M											
Auburn											
Missouri											
Vanderbilt											
Ole Miss											
Georgia											
Texas A&M											
Kentucky											
Tennessee											

## JAZZMUN HOLMES' CAREER STATISTICS

### ALL GAMES

Year	GP	GS	Min	Avg	Total			3-Point			F-Throw			Rebounds				PF	FO	Ast	TO	Blk	Stl	Pts	Avg
					FG	FGA	Pct	FG	FGA	Pct	FT	FTA	Pct	Off	Def	Tot	Avg								
2015-16	33	0	298	9.0	20	70	.286	2	17	.118	20	24	.833	8	25	33	1.0	26	0	71	32	3	21	62	1.9
2016-17	15	0	208	13.9	16	36	.444	3	5	.600	13	18	.722	6	17	23	1.5	23	0	57	19	2	12	48	3.2
<b>TOTAL</b>	<b>48</b>	<b>0</b>	<b>506</b>	<b>10.5</b>	<b>36</b>	<b>106</b>	<b>.340</b>	<b>5</b>	<b>22</b>	<b>.227</b>	<b>33</b>	<b>42</b>	<b>.786</b>	<b>14</b>	<b>42</b>	<b>56</b>	<b>1.2</b>	<b>49</b>	<b>0</b>	<b>128</b>	<b>51</b>	<b>5</b>	<b>33</b>	<b>110</b>	<b>2.3</b>

### SEC GAMES

Year	GP	GS	Min	Avg	Total			3-Point			F-Throw			Rebounds				PF	FO	Ast	TO	Blk	Stl	Pts	Avg
					FG	FGA	Pct	FG	FGA	Pct	FT	FTA	Pct	Off	Def	Tot	Avg								
2015-16	14	0	80	5.7	7	20	.350	1	4	.250	6	8	.750	1	7	8	0.6	7	0	14	16	1	6	21	1.5
2016-17	1	0	15	15.0	1	1	1.000	0	0	.000	0	0	.000	0	1	1	1.0	2	0	6	4	0	1	2	2.0
<b>TOTAL</b>	<b>15</b>	<b>0</b>	<b>95</b>	<b>6.3</b>	<b>8</b>	<b>21</b>	<b>.381</b>	<b>1</b>	<b>4</b>	<b>.250</b>	<b>6</b>	<b>8</b>	<b>.750</b>	<b>1</b>	<b>8</b>	<b>9</b>	<b>0.6</b>	<b>9</b>	<b>0</b>	<b>20</b>	<b>20</b>	<b>1</b>	<b>7</b>	<b>23</b>	<b>1.5</b>







# ROSHUNDA JOHNSON

Guard | 5-7 | Redshirt Junior  
Little Rock, Ark. | Oklahoma St.

### JOHNSON'S BULLDOG BITES

- Named to the Maine Tipoff Tournament All-Tournament Team after averaging 17.5 ppg on 85.7% shooting, including 87.5% from 3-point range.
- Tallied 21 points in her MSU debut, a win against Villanova, 15 coming in the second quarter.
- Scored 14 fourth-quarter points against Maine the following night.
- Added nine points in the Bulldogs' win against No. 8 Texas.
- Scored eight points apiece against Oregon and Hawaii in the Rainbow Wahine Showdown.
- Tallied a season-best two steals against Hawaii after dishing a season-best three assists vs. San Jose St.
- Drew her first start at Iowa State, scoring 15 points, including the tying 3-pointer with 10 seconds remaining.
- Scored five points in her first SEC game, a win against LSU.

### CAREER HIGHS (AT MSU)

POINTS	..... 21, vs. VILLANOVA (11-11-16)
REBOUNDS	..... 4, 2x, LAST VS. ALABAMA STATE (12-20-16)
FG MADE	..... 8, vs. VILLANOVA (11-11-16)
FG ATTEMPTS	..... 13, vs. IOWA STATE (12-3-16)
3PT FG MADE	..... 4, 2x, LAST VS. SMU (12-16-16)
3PT FG ATTEMPTS	..... 8, vs. IOWA STATE (12-3-16)
FT MADE	..... 4, vs. TEXAS (11-20-16)
FT ATTEMPTS	..... 4, 2x, LAST VS. OREGON (11-25-16)
ASSISTS	..... 3, 3x, LAST VS. SMU (12-16-16)
BLOCKS	.....
STEALS	..... 3, 2x, LAST VS. ALABAMA STATE (12-20-16)

### SEC HIGHS

POINTS	..... 5, vs. LSU (1-1-17)
REBOUNDS	..... 1, vs. LSU (1-1-17)
FG MADE	..... 2, vs. LSU (1-1-17)
FG ATTEMPTS	..... 2, vs. LSU (1-1-17)
3PT FG MADE	..... 1, vs. LSU (1-1-17)
3PT FG ATTEMPTS	..... 1, vs. LSU (1-1-17)
FT MADE	.....
FT ATTEMPTS	.....
ASSISTS	.....
BLOCKS	.....
STEALS	..... 1, vs. LSU (1-1-17)

\* — SEC Tournament

### POSTSEASON HIGHS

POINTS	.....
REBOUNDS	.....
FG MADE	.....
FG ATTEMPTS	.....
3PT FG MADE	.....
3PT FG ATTEMPTS	.....
FT MADE	.....
FT ATTEMPTS	.....
ASSISTS	.....
BLOCKS	.....
STEALS	.....

### JOHNSON'S 2016-17 GAME-BY-GAME STATISTICS (\* — INDICATES GAME STARTED)

Opponent	Min.	FG-A	3PT-A	FT-A	O-D-T	PF	Ast.	TO	Blk.	Stl.	Pts.
Villanova	14	8-9	3-4	2-2	0-0-0	1	1	2	0	0	21
Maine	13	4-5	4-4	2-2	0-2-2	0	1	0	0	1	14
Tulane	7	1-4	1-4	0-0	0-0-0	0	0	0	0	1	3
Texas	6	2-5	1-3	4-4	0-1-1	1	0	1	0	1	9
Oregon	14	2-4	1-3	3-4	2-0-2	1	1	0	0	1	8
San Jose St.	15	2-6	1-4	0-0	1-0-1	2	3	1	0	1	5
Hawaii	17	3-7	2-5	0-0	0-2-2	1	0	2	0	2	8
*Iowa St.	30	6-13	3-8	0-0	0-0-0	3	0	0	0	0	15
*Southern Miss	21	0-5	0-3	0-0	3-0-3	2	3	1	0	2	0
*Ark.-Little Rock	24	0-4	0-0	0-0	1-2-3	1	2	2	0	0	0
*SMU	30	4-7	4-6	1-2	1-1-2	2	3	1	0	1	13
*USC	24	2-6	1-3	0-0	0-4-4	0	1	3	0	3	5
*Alabama St.	22	3-5	2-4	1-2	2-2-4	3	1	3	0	3	9
Northwestern St.					— DID NOT PLAY —						
LSU	10	2-2	1-1	0-0	0-1-1	2	0	1	0	1	5
Arkansas											
Tennessee											
Florida											
Ole Miss											
Alabama											
South Carolina											
Texas A&M											
Auburn											
Missouri											
Vanderbilt											
Ole Miss											
Georgia											
Texas A&M											
Kentucky											
Tennessee											

## ROSHUNDA JOHNSON'S CAREER STATISTICS

### ALL GAMES

Year	GP	GS	Min	Avg	Total			3-Point			F-Throw			Rebounds				PF	FO	Ast	TO	Blk	Stl	Pts	Avg
					FG	FGA	Pct	FG	FGA	Pct	FT	FTA	Pct	Off	Def	Tot	Avg								
2013-14*	32	6	712	22.3	59	176	.335	20	66	.303	38	56	.679	14	73	87	2.7	57	3	48	47	2	37	176	5.5
2014-15*	32	31	1118	34.9	127	360	.353	46	117	.393	62	80	.775	21	102	123	3.8	72	1	121	76	4	76	362	11.3
2016-17	14	6	247	17.6	39	82	.476	24	52	.462	13	16	.813	10	15	25	1.8	19	0	16	17	0	17	115	8.2
<b>MSU TOTAL</b>	<b>14</b>	<b>6</b>	<b>247</b>	<b>17.6</b>	<b>39</b>	<b>82</b>	<b>.476</b>	<b>24</b>	<b>52</b>	<b>.462</b>	<b>13</b>	<b>16</b>	<b>.813</b>	<b>10</b>	<b>15</b>	<b>25</b>	<b>1.8</b>	<b>19</b>	<b>0</b>	<b>16</b>	<b>17</b>	<b>0</b>	<b>17</b>	<b>115</b>	<b>8.2</b>
<b>All*</b>	<b>78</b>	<b>43</b>	<b>2077</b>	<b>26.6</b>	<b>225</b>	<b>618</b>	<b>.364</b>	<b>90</b>	<b>235</b>	<b>.383</b>	<b>113</b>	<b>152</b>	<b>.743</b>	<b>45</b>	<b>190</b>	<b>235</b>	<b>3.0</b>	<b>148</b>	<b>4</b>	<b>185</b>	<b>140</b>	<b>6</b>	<b>130</b>	<b>653</b>	<b>8.4</b>

### SEC GAMES

Year	GP	GS	Min	Avg	Total			3-Point			F-Throw			Rebounds				PF	FO	Ast	TO	Blk	Stl	Pts	Avg
					FG	FGA	Pct	FG	FGA	Pct	FT	FTA	Pct	Off	Def	Tot	Avg								
2016-17	1	0	10	10.0	2	2	1.000	1	1	1.000	0	0	.000	0	1	1	1.0	2	0	0	1	0	1	5	5.0
<b>TOTAL</b>	<b>1</b>	<b>0</b>	<b>10</b>	<b>10.0</b>	<b>2</b>	<b>2</b>	<b>1.000</b>	<b>1</b>	<b>1</b>	<b>1.000</b>	<b>0</b>	<b>0</b>	<b>.000</b>	<b>0</b>	<b>1</b>	<b>1</b>	<b>1.0</b>	<b>2</b>	<b>0</b>	<b>0</b>	<b>1</b>	<b>0</b>	<b>1</b>	<b>5</b>	<b>5.0</b>



@HailStateWBK



Facebook.com/HailStateWBK



HailStateWBK



**TEAIRA MCCOWAN**

Center | 6-7 | Sophomore  
Brenham, Texas | Brenham HS

**MCCOWAN'S BULLDOG BITES**

- Selected to the SEC All-Freshman Team last season.
- Opened the season with 11 points and seven rebounds against Villanova.
- Added eight points and seven boards against Maine in the title game, hitting 4 of 5 shots.
- Put in seven points against Tulane.
- Notched six points and blocked a pair of shots against Texas.
- Grabbed a career-best 16 rebounds against San Jose State, finishing one point shy of a double-double.
- Contributed five points and five rebounds in a road win at Little Rock.
- Collected nine points, six rebounds and two blocks against Alabama State.
- Tallied a double-double with 14 points and 12 rebounds against Northwestern State. Also blocked four shots.
- Moved into a tie for ninth in career blocks, recording her 62nd against LSU.

**CAREER HIGHS**

POINTS	24, vs. WESTERN MICHIGAN (12-20-15)
REBOUNDS	16, vs. SAN JOSE STATE (11-26-16)
FG MADE	9, 2x, LAST vs. WESTERN MICHIGAN (12-20-15)
FG ATTEMPTS	16, WESTERN MICHIGAN (12-20-15)
3PT FG MADE	—
3PT FG ATTEMPTS	—
FT MADE	6, WESTERN MICHIGAN (12-20-15)
FT ATTEMPTS	8, 2x, LAST vs. NORTHWESTERN ST (12-28-16)
ASSISTS	2, 2x, LAST vs. IOWA STATE (12-3-16)
BLOCKS	5, 2x, LAST AT GEORGIA (1-21-16)
STEALS	5, vs. VANDERBILT (3-4-16)*

**SEC HIGHS**

POINTS	11, vs. VANDERBILT (3-4-16)*
REBOUNDS	13, vs. AUBURN (1-7-16)
FG MADE	5, vs. OLE MISS (1-18-16)
FG ATTEMPTS	11, vs. AUBURN (1-7-16)
3PT FG MADE	—
3PT FG ATTEMPTS	—
FT MADE	5, vs. VANDERBILT (3-4-16)*
FT ATTEMPTS	7, vs. VANDERBILT (3-4-16)*
ASSISTS	2, vs. TENNESSEE (1-28-16)
BLOCKS	5, AT GEORGIA (1-21-16)
STEALS	5, vs. VANDERBILT (3-4-16)*

\* — SEC Tournament

**POSTSEASON HIGHS**

POINTS	6, vs. CHATTANOOGA (3-18-16)
REBOUNDS	8, vs. MICHIGAN STATE (3-20-16)
FG MADE	3, vs. CHATTANOOGA (3-18-16)
FG ATTEMPTS	7, vs. CHATTANOOGA (3-18-16)
3PT FG MADE	—
3PT FG ATTEMPTS	—
FT MADE	2, vs. MICHIGAN STATE (3-20-16)
FT ATTEMPTS	3, vs. MICHIGAN STATE (3-20-16)
ASSISTS	—
BLOCKS	1, vs. MICHIGAN STATE (3-20-16)
STEALS	1, vs. MICHIGAN STATE (3-20-16)

**MCCOWAN'S 2016-17 GAME-BY-GAME STATISTICS (\* — INDICATES GAME STARTED)**

Opponent	Min.	FG-A	3PT-A	FT-A	O-D-T	PF	Ast.	TO	Blk.	Stl.	Pts.
Villanova	17	5-9	0-0	1-2	1-6-7	5	0	0	1	0	11
Maine	18	4-5	0-0	0-0	3-4-7	3	1	2	0	1	8
Tulane	13	3-7	0-0	1-6	3-1-4	3	0	1	1	2	7
Texas	11	3-3	0-0	0-0	0-0-0	1	1	1	2	1	6
Oregon	15	4-8	0-0	0-0	1-2-3	1	0	0	1	0	8
San Jose St.	22	4-11	0-0	1-2	7-9-16	1	0	2	1	0	9
Hawaii	13	0-3	0-0	1-2	3-1-4	4	0	2	1	1	4
Iowa St.	20	0-2	0-0	2-4	1-2-3	3	2	1	0	1	2
Southern Miss	5	1-2	0-0	0-0	0-0-0	0	0	0	0	0	2
Ark.-Little Rock	14	2-3	0-0	1-2	2-3-5	3	0	1	1	0	5
SMU	11	0-3	0-0	2-2	1-5-6	3	0	0	0	1	2
USC	21	0-3	0-0	4-6	3-4-7	2	0	0	1	0	4
Alabama St.	18	2-4	0-0	5-6	2-4-6	1	0	1	2	1	9
Northwestern St.	23	5-7	0-0	4-8	6-6-12	1	1	1	4	1	14
LSU	13	1-2	0-0	1-2	1-4-5	3	1	1	1	1	3
Arkansas											
Tennessee											
Florida											
Ole Miss											
Alabama											
South Carolina											
Texas A&M											
Auburn											
Missouri											
Vanderbilt											
Ole Miss											
Georgia											
Texas A&M											
Kentucky											
Tennessee											

**TEAIRA MCCOWAN'S CAREER STATISTICS**

**ALL GAMES**

Year	GP	GS	Min	Avg	Total			3-Point			F-Throw			Rebounds				PF	FO	Ast	TO	Blk	Stl	Pts	Avg
					FG	FGA	Pct	FG	FGA	Pct	FT	FTA	Pct	Off	Def	Tot	Avg								
2015-16	35	1	481	13.7	92	186	.495	0	0	.000	46	69	.667	100	95	195	5.6	93	5	9	49	46	18	230	6.6
2016-17	15	0	234	15.6	34	72	.472	0	0	.000	23	42	.548	34	51	85	5.7	34	1	6	13	16	10	91	6.1
<b>TOTAL</b>	<b>50</b>	<b>1</b>	<b>715</b>	<b>14.3</b>	<b>126</b>	<b>258</b>	<b>.488</b>	<b>0</b>	<b>0</b>	<b>.000</b>	<b>69</b>	<b>111</b>	<b>.622</b>	<b>134</b>	<b>146</b>	<b>280</b>	<b>5.6</b>	<b>127</b>	<b>6</b>	<b>15</b>	<b>62</b>	<b>62</b>	<b>28</b>	<b>321</b>	<b>6.4</b>

**SEC GAMES**

Year	GP	GS	Min	Avg	Total			3-Point			F-Throw			Rebounds				PF	FO	Ast	TO	Blk	Stl	Pts	Avg
					FG	FGA	Pct	FG	FGA	Pct	FT	FTA	Pct	Off	Def	Tot	Avg								
2015-16	16	0	227	14.2	33	71	.465	0	0	.000	16	24	.667	49	39	88	5.5	38	1	5	17	23	4	82	5.1
2016-17	1	0	13	13.0	1	2	.500	0	0	.000	1	2	.500	1	4	5	5.0	3	0	1	1	1	1	3	3.0
<b>TOTAL</b>	<b>17</b>	<b>0</b>	<b>240</b>	<b>14.1</b>	<b>34</b>	<b>73</b>	<b>.466</b>	<b>0</b>	<b>0</b>	<b>.000</b>	<b>17</b>	<b>26</b>	<b>.654</b>	<b>50</b>	<b>43</b>	<b>93</b>	<b>5.5</b>	<b>41</b>	<b>1</b>	<b>6</b>	<b>18</b>	<b>24</b>	<b>5</b>	<b>85</b>	<b>5.0</b>



@HailStateWBK



Facebook.com/HailStateWBK



HailStateWBK



**CHINWE OKORIE**

Center | 6-5 | Senior  
Lagos, Nigeria | Stoneleigh-Burnham School

**OKORIE'S BULLDOG BITES**

- Three-time SEC Academic Honor Roll selection.
- Put in 11 points and grabbed eight rebounds in a season-opening win against Villanova in Maine.
- Tallied nine points, eight rebounds (six offensive) against Tulane.
- Had a second-straight nine-point game, adding seven boards, in State's win against Texas.
- Named to the Rainbow Wahine Showdown All-Tournament Team after averaging 12.0 points and 7.3 rebounds in the three games.
- Collected 11 points and six rebounds against Oregon and seven points, nine boards against San Jose St.
- Scored a career-best 18 points and tallied seven rebounds against Hawaii.
- Claimed her first double-double of the season with 10 points, 11 rebounds at Iowa State.
- Matched her career high with 18 points at Southern Miss, finishing a rebound shy of a double-double.
- Tallied eight points in the Bulldogs' road win at Little Rock.
- Claimed her best SEC performance with 17 points against LSU on 8 of 10 shooting.

**CAREER HIGHS**

POINTS ..... 18, 2x, LAST VS. SOUTHERN MISS (12-10-16)  
REBOUNDS ..... 14, VS. LOUISIANA TECH (12-11-14)  
FG MADE ..... 8, 2x, LAST VS. SOUTHERN MISS (12-10-16)  
FG ATTEMPTS ..... 14, VS. SE LOUISIANA (12-28-15)  
3PT FG MADE .....  
3PT FG ATTEMPTS .....  
FT MADE ..... 4, 6x, LAST VS. MICHIGAN STATE (3-20-16)  
FT ATTEMPTS ..... 7, VS. MISSISSIPPI VALLEY ST. (12-15-14)  
ASSISTS ..... 3, 2x, LAST VS. SOUTHERN MISS (12-16-15)  
BLOCKS ..... 3, VS. NORFOLK ST. (11-27-15)  
STEALS ..... 3, 2x, LAST VS. ARKANSAS (1-10-16)

**SEC HIGHS**

POINTS ..... 17, VS. LSU (1-1-17)  
REBOUNDS ..... 11, VS. TENNESSEE (3-5-16)\*  
FG MADE ..... 8, VS. LSU (1-1-17)  
FG ATTEMPTS ..... 10, VS. LSU (1-1-17)  
3PT FG MADE .....  
3PT FG ATTEMPTS .....  
FT MADE ..... 4, 4x, LAST VS. ALABAMA (2-28-16)  
FT ATTEMPTS ..... 6, 2x, LAST VS. ALABAMA (2-28-16)  
ASSISTS ..... 1, 2x, LAST VS. SOUTH CAROLINA (3-6-16)\*  
BLOCKS ..... 2, 5x, LAST VS. TENNESSEE (3-5-16)\*  
STEALS ..... 3, 2x, LAST VS. ARKANSAS (1-10-16)

\* — SEC Tournament

**POSTSEASON HIGHS**

POINTS ..... 12, VS. CHATTANOOGA (3-18-16)  
REBOUNDS ..... 9, VS. CHATTANOOGA (3-18-16)  
FG MADE ..... 4, VS. CHATTANOOGA (3-18-16)  
FG ATTEMPTS ..... 9, VS. CHATTANOOGA (3-18-16)  
3PT FG MADE .....  
3PT FG ATTEMPTS .....  
FT MADE ..... 4, 2x, LAST VS. MICHIGAN STATE (3-20-16)  
FT ATTEMPTS ..... 6, 2x, LAST VS. MICHIGAN STATE (3-20-16)  
ASSISTS .....  
BLOCKS ..... 1, VS. MICHIGAN STATE (3-20-16)  
STEALS .....  
STEALS .....

**OKORIE'S 2016-17 GAME-BY-GAME STATISTICS (\* — INDICATES GAME STARTED)**

Opponent	Min.	FG-A	3PT-A	FT-A	O-D-T	PF	Ast.	TO	Blk.	Stl.	Pts.
*Villanova	18	4-6	0-0	3-4	2-6-8	0	1	0	0	0	11
*Maine	16	1-3	0-0	0-0	2-1-3	4	0	4	0	0	2
*Tulane	25	3-8	0-0	3-6	6-2-8	5	0	2	1	1	9
*Texas	29	3-5	0-0	3-6	5-2-7	3	0	1	0	1	9
*Oregon	27	4-9	0-0	3-6	2-4-6	4	0	0	0	0	11
*San Jose St.	14	3-7	0-0	1-6	7-2-9	1	0	0	1	1	7
*Hawaii	23	8-10	0-0	2-5	4-3-7	1	0	1	0	0	18
*Iowa St.	25	4-9	0-0	2-3	7-4-11	5	0	1	2	0	10
*Southern Miss	35	8-10	0-0	2-4	2-7-9	2	1	0	2	1	18
*Ark.-Little Rock	26	4-8	0-0	0-0	0-2-2	3	1	1	0	1	8
*SMU	16	5-6	0-0	0-5	2-0-2	3	0	1	2	1	10
*USC	20	3-5	0-0	0-0	2-4-6	3	0	1	0	0	6
*Alabama St.	18	3-5	0-0	1-2	2-2-4	0	0	1	2	0	7
*Northwestern St.	14	3-6	0-0	1-2	4-1-5	1	0	0	0	0	7
*LSU	24	8-10	0-0	1-2	2-4-6	2	0	1	1	0	17
Arkansas											
Tennessee											
Florida											
Ole Miss											
Alabama											
South Carolina											
Texas A&M											
Auburn											
Missouri											
Vanderbilt											
Ole Miss											
Georgia											
Texas A&M											
Kentucky											
Tennessee											

**CHINWE OKORIE'S CAREER STATISTICS**

**ALL GAMES**

Year	GP	GS	Min	Avg	Total			3-Point			F-Throw			Rebounds				PF	FO	Ast	TO	Blk	Stl	Pts	Avg
					FG	FGA	Pct	FG	FGA	Pct	FT	FTA	Pct	Off	Def	Tot	Avg								
2014-15	34	21	442	13.0	46	108	.426	0	0	.000	23	45	.511	70	55	125	3.7	61	1	4	21	14	11	115	3.4
2015-16	36	33	749	20.8	100	190	.526	0	0	.000	45	73	.616	111	105	216	6.0	101	5	11	53	26	16	245	6.8
2016-17	15	15	330	22.0	64	107	.598	0	0	.000	22	51	.431	49	44	93	6.2	37	2	3	14	11	6	150	10.0
<b>TOTAL</b>	<b>85</b>	<b>69</b>	<b>1521</b>	<b>17.9</b>	<b>210</b>	<b>405</b>	<b>.519</b>	<b>0</b>	<b>0</b>	<b>.000</b>	<b>90</b>	<b>169</b>	<b>.533</b>	<b>230</b>	<b>204</b>	<b>434</b>	<b>5.1</b>	<b>199</b>	<b>8</b>	<b>18</b>	<b>88</b>	<b>51</b>	<b>33</b>	<b>510</b>	<b>6.0</b>

**SEC GAMES**

Year	GP	GS	Min	Avg	Total			3-Point			F-Throw			Rebounds				PF	FO	Ast	TO	Blk	Stl	Pts	Avg
					FG	FGA	Pct	FG	FGA	Pct	FT	FTA	Pct	Off	Def	Tot	Avg								
2014-15	16	6	157	9.8	9	22	.409	0	0	.000	5	8	.625	9	14	23	1.4	24	1	0	7	3	4	23	1.4
2015-16	16	14	361	22.6	37	69	.536	0	0	.000	23	34	.676	43	45	88	5.5	43	2	1	28	14	10	97	6.1
2016-17	1	1	24	24.0	8	10	.800	0	0	.000	1	2	.500	2	4	6	6.0	2	0	0	1	1	0	17	17.0
<b>TOTAL</b>	<b>33</b>	<b>21</b>	<b>542</b>	<b>16.4</b>	<b>54</b>	<b>101</b>	<b>.535</b>	<b>0</b>	<b>0</b>	<b>.000</b>	<b>29</b>	<b>44</b>	<b>.659</b>	<b>54</b>	<b>63</b>	<b>117</b>	<b>3.5</b>	<b>69</b>	<b>3</b>	<b>1</b>	<b>36</b>	<b>18</b>	<b>14</b>	<b>137</b>	<b>4.2</b>



@HailStateWBK



Facebook.com/HailStateWBK



HailStateWBK



**BREANNA RICHARDSON**

Forward | 6-1 | Senior  
Conyers, Ga. | Rockdale County HS

**RICHARDSON'S BULLDOG BITES**

- Earned a spot on the SEC Academic Honor Roll all three years.
- Received her bachelor's degree in December, graduating in 3 1/2 years.
- Collected six points in each of the season's first two games.
- Added double figures with 11 points against Tulane.
- Contributed 10 points to MSU's Rainbow Wahine Showdown win against San Jose St.
- Recorded 10 points and five rebounds at Iowa State.
- Notched her first double-double of the season with 19 points, one off her career high, and 10 rebounds at Southern Miss, a day after receiving her MSU diploma.
- Scored a career-best 21 points while blocking two shots and grabbing eight rebounds against Northwestern State.

**CAREER HIGHS**

POINTS .....21, vs. NORTHWESTERN STATE (12-28-16)  
 REBOUNDS .....14, 2X, LAST VS. SOUTH FLORIDA (3-30-14)  
 FG MADE .....10, vs. NORTHWESTERN STATE (12-28-16)  
 FG ATTEMPTS .....17, 2X, LAST VS. SOUTHERN MISS (3-24-14)  
 3PT FG MADE .....2, 5X, LAST VS. FLORIDA (2-15-15)  
 3PT FG ATTEMPTS .....4, 6X, LAST VS. KENTUCKY (3-6-15)  
 FT MADE .....8, at VANDERBILT (1-11-15)  
 FT ATTEMPTS .....11, at VANDERBILT (1-11-15)  
 ASSISTS .....4, 2X, LAST VS. KENTUCKY (3-6-15)  
 BLOCKS .....2, 6X, LAST VS. NORTHWESTERN ST (12-28-16)  
 STEALS .....4, vs. ARKANSAS STATE (11-16-14)

**SEC HIGHS**

POINTS .....18, at OLE MISS (1-23-14)  
 REBOUNDS .....11, 2X, LAST at VANDERBILT (1-11-15)  
 FG MADE .....8, at OLE MISS (1-23-14)  
 FG ATTEMPTS .....13, 2X, LAST VS. TEXAS A&M (2-8-15)  
 3PT FG MADE .....2, 2X, LAST VS. FLORIDA (2-15-15)  
 3PT FG ATTEMPTS .....4, 5X, LAST VS. KENTUCKY (3-6-15)\*  
 FT MADE .....8, at VANDERBILT (1-11-15)  
 FT ATTEMPTS .....11, at VANDERBILT (1-11-15)  
 ASSISTS .....4, 2X, LAST VS. KENTUCKY (3-6-15)\*  
 BLOCKS .....2, 2X, LAST VS. KENTUCKY (2-18-16)  
 STEALS .....3, at AUBURN (2-9-14)

\* — SEC Tournament

**POSTSEASON HIGHS**

POINTS .....20, vs. SOUTHERN MISS (3-24-14)  
 REBOUNDS .....14, vs. SOUTH FLORIDA (3-30-14)  
 FG MADE .....7, 2X, LAST VS. TULANE (3-20-15)  
 FG ATTEMPTS .....17, vs. SOUTHERN MISS (3-24-14)  
 3PT FG MADE .....1, vs. MICHIGAN STATE (3-20-16)  
 3PT FG ATTEMPTS .....1, 3X, LAST VS. MICHIGAN STATE (3-20-16)  
 FT MADE .....6, vs. SOUTHERN MISS (3-24-14)  
 FT ATTEMPTS .....7, vs. SOUTHERN MISS (3-24-14)  
 ASSISTS .....3, vs. TULANE (3-20-14)  
 BLOCKS .....2, 2X, LAST VS. SOUTH FLORIDA (3-30-14)  
 STEALS .....3, vs. TULANE (3-20-14)

**RICHARDSON'S 2016-17 GAME-BY-GAME STATISTICS (\* — INDICATES GAME STARTED)**

Opponent	Min.	FG-A	3PT-A	FT-A	O-D-T	PF	Ast.	TO	Blk.	Stl.	Pts.
*Villanova	17	2-3	0-0	2-2	1-1-2	2	1	0	0	0	6
*Maine	22	3-6	0-0	0-0	1-3-4	2	2	0	0	0	6
*Tulane	23	3-8	0-0	5-6	4-1-5	3	0	3	0	1	11
*Texas	18	0-1	0-0	0-0	2-0-2	3	1	2	0	1	0
*Oregon	7	1-1	0-0	2-2	1-4-5	2	0	3	1	0	4
*San Jose St.	13	5-7	0-0	0-1	2-3-5	3	1	2	1	0	10
*Hawaii	18	1-3	0-0	0-0	1-2-3	3	2	3	0	2	2
*Iowa St.	33	5-9	0-0	0-0	1-4-5	3	2	1	0	3	10
*Southern Miss	29	7-9	0-0	5-7	6-4-10	1	3	2	0	0	19
*Ark.-Little Rock	10	2-3	0-0	0-0	2-1-3	3	0	1	0	1	4
*SMU	21	2-5	0-0	0-0	2-2-4	2	1	0	1	0	4
*USC	32	6-9	0-0	5-6	5-4-9	3	0	2	1	0	17
*Alabama St.	11	0-0	0-0	0-2	1-1-2	1	1	3	0	0	0
*Northwestern St.	25	10-12	0-0	1-2	4-4-8	2	2	0	2	2	21
*LSU	15	2-5	0-1	0-0	1-2-3	3	2	2	0	0	4
Arkansas											
Tennessee											
Florida											
Ole Miss											
Alabama											
South Carolina											
Texas A&M											
Auburn											
Missouri											
Vanderbilt											
Ole Miss											
Georgia											
Texas A&M											
Kentucky											
Tennessee											

**BREANNA RICHARDSON'S CAREER STATISTICS**

**ALL GAMES**

Year	GP	GS	Min	Avg	Total			3-Point			F-Throw			Rebounds				PF	FO	Ast	TO	Blk	Stl	Pts	Avg
					FG	FGA	Pct	FG	FGA	Pct	FT	FTA	Pct	Off	Def	Tot	Avg								
2013-14	36	31	885	24.6	125	295	.424	2	10	.200	91	135	.674	89	124	213	5.9	107	5	30	97	15	36	343	9.5
2014-15	34	14	771	22.7	100	247	.405	19	59	.322	65	95	.684	90	104	194	5.7	75	2	37	87	10	31	284	8.4
2015-16	34	1	613	18.0	61	152	.401	3	17	.176	66	96	.688	67	64	131	3.9	80	4	32	73	15	20	191	5.6
2016-17	15	15	294	19.6	49	81	.605	0	1	.000	20	28	.714	34	36	70	4.7	36	0	18	25	6	10	118	7.9
<b>TOTAL</b>	<b>119</b>	<b>61</b>	<b>2563</b>	<b>21.5</b>	<b>335</b>	<b>775</b>	<b>.432</b>	<b>24</b>	<b>87</b>	<b>.276</b>	<b>242</b>	<b>354</b>	<b>.684</b>	<b>280</b>	<b>328</b>	<b>608</b>	<b>5.1</b>	<b>298</b>	<b>11</b>	<b>117</b>	<b>282</b>	<b>46</b>	<b>97</b>	<b>936</b>	<b>7.9</b>

**SEC GAMES**

Year	GP	GS	Min	Avg	Total			3-Point			F-Throw			Rebounds				PF	FO	Ast	TO	Blk	Stl	Pts	Avg
					FG	FGA	Pct	FG	FGA	Pct	FT	FTA	Pct	Off	Def	Tot	Avg								
2013-14	16	16	401	25.1	60	134	.448	1	4	.250	50	72	.694	35	46	81	5.1	53	3	13	48	7	14	171	10.7
2014-15	16	11	408	25.5	47	122	.385	8	31	.258	36	54	.667	38	55	93	5.8	48	2	18	48	5	11	138	8.6
2015-16	14	0	286	20.4	27	57	.474	0	2	.000	20	31	.645	32	26	58	4.1	37	2	15	29	6	5	74	5.3
2016-17	1	1	15	15.0	2	5	.400	0	1	.000	0	0	.000	1	2	3	3.0	3	0	2	2	0	0	4	4.0
<b>TOTAL</b>	<b>47</b>	<b>28</b>	<b>1110</b>	<b>23.6</b>	<b>136</b>	<b>318</b>	<b>.428</b>	<b>9</b>	<b>38</b>	<b>.237</b>	<b>106</b>	<b>157</b>	<b>.675</b>	<b>106</b>	<b>129</b>	<b>235</b>	<b>5.0</b>	<b>141</b>	<b>7</b>	<b>48</b>	<b>127</b>	<b>18</b>	<b>30</b>	<b>387</b>	<b>8.2</b>



@HailStateWBK



Facebook.com/HailStateWBK



HailStateWBK



# BLAIR SCHAEFER

Guard | 5-7 | Junior  
Starkville, Miss. | Starkville HS

## SCHAEFER'S BULLDOG BITES

- Allstate Good Works Team nominee.
- Named to the SEC Community Service team last season.
- Two-time SEC Academic Honor Roll recipient.
- Knocked down nine points in two games in Maine, including six points in the title game.
- Scored a season-high eight points against San Jose State.
- Hit two 3-pointers for six points and registered a steal in the Bulldogs' road win at Iowa State.
- Contributed seven points in the Bulldogs' road victory at Southern Miss.
- Tied her career high with 12 points in a road win at Little Rock.
- Recorded her first-career start against Northwestern State, finishing with 13 points.

### CAREER HIGHS

POINTS	18, vs. SMU (12-16-16)
REBOUNDS	6, vs. ULM (11-25-14)
FG MADE	6, vs. SMU (12-16-16)
FG ATTEMPTS	11, vs. SMU (12-16-16)
3PT FG MADE	4, 3x, LAST vs. SMU (12-16-16)
3PT FG ATTEMPTS	9, vs. SE LOUISIANA (12-28-15)
FT MADE	4, vs. NORTHWESTERN STATE (12-28-16)
FT ATTEMPTS	4, 5x, LAST vs. NORTHWESTERN ST (12-28-16)
ASSISTS	5, vs. MVSU (12-15-14)
BLOCKS	2, vs. ULM (11-25-14)
STEALS	4, vs. MVSU (11-24-15)

### SEC HIGHS

POINTS	6, vs. KENTUCKY (2-18-16)
REBOUNDS	2, 4x, LAST vs. KENTUCKY (2-18-16)
FG MADE	2, 2x, LAST vs. KENTUCKY (2-18-16)
FG ATTEMPTS	7, vs. KENTUCKY (2-18-16)
3PT FG MADE	2, vs. KENTUCKY (2-18-16)
3PT FG ATTEMPTS	5, vs. KENTUCKY (2-18-16)
FT MADE	2, 3x, LAST vs. TENNESSEE (1-28-16)
FT ATTEMPTS	4, vs. TENNESSEE (1-28-16)
ASSISTS	3, vs. VANDERBILT (1-29-15)
BLOCKS	—
STEALS	—

\* — SEC Tournament

### POSTSEASON HIGHS

POINTS	2, AT DUKE (3-22-15)
REBOUNDS	—
FG MADE	1, AT DUKE (3-22-15)
FG ATTEMPTS	1, 3x, LAST vs. CHATTANOOGA (3-18-16)
3PT FG MADE	—
3PT FG ATTEMPTS	1, 2x, LAST vs. CHATTANOOGA (3-18-16)
FT MADE	—
FT ATTEMPTS	—
ASSISTS	—
BLOCKS	—
STEALS	—

### SCHAEFER'S 2016-17 GAME-BY-GAME STATISTICS (\* — INDICATES GAME STARTED)

Opponent	Min.	FG-A	3PT-A	FT-A	O-D-T	PF	Ast.	TO	Blk.	Stl.	Pts.
Villanova	23	0-3	0-0	3-4	0-4-4	2	1	1	0	1	3
Maine	11	2-3	2-3	0-0	0-2-2	1	1	0	0	1	6
Tulane	7	1-3	0-2	0-0	0-0-0	1	0	0	0	0	2
Texas	7	0-1	0-0	0-0	0-0-0	1	0	1	0	1	0
Oregon	9	0-2	0-1	0-0	0-1-1	0	0	0	0	0	0
San Jose St.	14	2-4	2-4	2-2	0-0-0	0	0	1	0	1	8
Hawaii	13	1-7	0-4	1-1	0-1-1	1	1	3	0	1	3
Iowa St.	25	2-2	2-2	0-0	0-0-0	2	0	0	0	1	6
Southern Miss	28	2-9	1-3	2-2	0-3-3	1	0	0	0	1	7
Ark.-Little Rock	24	3-4	3-3	3-4	0-0-0	1	1	1	0	1	12
SMU	19	6-11	4-8	2-2	0-0-0	1	1	0	0	0	18
USC	18	1-2	1-2	0-0	0-1-1	3	0	0	0	0	3
Alabama St.	20	1-9	1-6	3-4	0-1-1	2	1	0	0	0	6
*Northwestern St.	24	3-9	3-6	4-4	0-0-0	1	2	2	1	1	13
LSU	1	0-0	0-0	0-0	0-0-0	0	0	0	0	0	0
Arkansas											
Tennessee											
Florida											
Ole Miss											
Alabama											
South Carolina											
Texas A&M											
Auburn											
Missouri											
Vanderbilt											
Ole Miss											
Georgia											
Texas A&M											
Kentucky											
Tennessee											

## BLAIR SCHAEFER'S CAREER STATISTICS

### ALL GAMES

Year	GP	GS	Min	Avg	Total			3-Point			F-Throw			Rebounds				PF	FO	Ast	TO	Blk	Stl	Pts	Avg
					FG	FGA	Pct	FG	FGA	Pct	FT	FTA	Pct	Off	Def	Tot	Avg								
2014-15	24	0	162	6.8	16	49	.327	11	38	.289	18	19	.947	0	20	20	0.8	24	0	20	15	2	8	61	2.5
2015-16	33	0	318	9.6	30	98	.306	24	71	.338	8	14	.571	10	17	27	0.8	26	0	14	13	0	10	92	2.8
2016-17	15	1	243	16.2	24	69	.348	19	44	.432	20	23	.870	0	13	13	0.9	17	0	8	9	1	9	87	5.8
<b>TOTAL</b>	<b>72</b>	<b>1</b>	<b>723</b>	<b>10.0</b>	<b>70</b>	<b>216</b>	<b>.324</b>	<b>54</b>	<b>153</b>	<b>.353</b>	<b>46</b>	<b>56</b>	<b>.821</b>	<b>10</b>	<b>50</b>	<b>60</b>	<b>0.8</b>	<b>67</b>	<b>0</b>	<b>42</b>	<b>37</b>	<b>3</b>	<b>27</b>	<b>240</b>	<b>3.3</b>

### SEC GAMES

Year	GP	GS	Min	Avg	Total			3-Point			F-Throw			Rebounds				PF	FO	Ast	TO	Blk	Stl	Pts	Avg
					FG	FGA	Pct	FG	FGA	Pct	FT	FTA	Pct	Off	Def	Tot	Avg								
2014-15	7	0	23	3.3	2	11	.182	2	10	.200	5	6	.833	0	2	2	0.3	2	0	3	0	0	0	11	1.6
2015-16	15	0	88	5.9	8	26	.308	6	19	.316	3	6	.500	5	4	9	0.6	13	0	1	3	0	0	25	1.7
2016-17	1	0	1	1.0	0	0	.000	0	0	.000	0	0	.000	0	0	0	0.0	0	0	0	0	0	0	0	0.0
<b>TOTAL</b>	<b>23</b>	<b>0</b>	<b>112</b>	<b>4.9</b>	<b>10</b>	<b>37</b>	<b>.270</b>	<b>8</b>	<b>29</b>	<b>.276</b>	<b>8</b>	<b>12</b>	<b>.667</b>	<b>5</b>	<b>6</b>	<b>11</b>	<b>0.5</b>	<b>15</b>	<b>0</b>	<b>4</b>	<b>3</b>	<b>0</b>	<b>0</b>	<b>36</b>	<b>1.6</b>



@HailStateWBK



Facebook.com/HailStateWBK



HailStateWBK



**VICTORIA VIVIANS**

Guard | 6-1 | Junior  
Carthage, Miss. | Scott Central HS

**VIVIANS' BULLDOG BITES**

- Named to Wade Trophy Watch List.
- Also tabbed to the Naismith and Wooden preseason watch lists.
- Preseason First Team All-SEC by media and coaches.
- Sporting News Preseason First Team All-American.
- Second Team All-American in the preseason by Athlon.
- SEC's top returning scorer from last season. Finished second in the league with 17.1 ppg.
- Averages 16.8 ppg in her career against ranked opponents.
- 8th in school history in career points scored.
- Needs 128 points to reach 1,500.
- First Team All-SEC by Associated Press and coaches last season.
- WBCA All-America Honorable Mention as a sophomore.
- Named Maine Tipoff Tournament MVP after scoring 26 first-half points in the championship game.
- Paced MSU with 17 points against Tulane.
- Tallied 19 points against Texas, knocking down 50% from the field.
- Rainbow Wahine Showdown MVP after averaging 11.7 ppg in the three contests.
- Scored a game-high 17 points, 12 in the second half, in a tournament-opening win against Oregon.
- Capped the Rainbow Wahine Showdown with 10 points and four steals against Hawaii.
- Contributed 16 points and three steals in the Bulldogs' SEC/Big 12 Challenge win at Iowa State.
- Collected 17 points in a road win at Little Rock.
- Averaged 16.0 points to earn Women of Troy Classic All-Tournament honors. Scored 19 points in the championship game against USC.
- Scored a season-high 28 points against Alabama State and followed it with 22 against Northwestern State.
- Matched her career high with five steals against the Lady Demons.
- Opened SEC play with a double-double of 24 points, 12 rebounds against LSU.

**CAREER HIGHS**

POINTS	39, AT KENTUCKY (2-12-15)
REBOUNDS	12, 2X, LAST AT UL-LAFAYETTE (12-17-14)
FG MADE	13, 2X, LAST AT LOUISIANA TECH (12-13-15)
FG ATTEMPTS	29, AT KENTUCKY (2-12-15)
3PT FG MADE	7, AT LOUISIANA TECH (12-13-15)
3PT FG ATTEMPTS	15, 2X, LAST VS. AUBURN (1-7-16)
FT MADE	10, VS. LOUISIANA TECH (12-11-14)
FT ATTEMPTS	11, 2X, LAST AT KENTUCKY (2-12-15)
ASSISTS	4, 2X, LAST VS. ALABAMA STATE (12-20-16)
BLOCKS	2, 5X, LAST VS. TENNESSEE (3-5-16)*
STEALS	5, 2X, LAST VS. NORTHWESTERN ST (12-28-16)

**SEC HIGHS**

POINTS	39, AT KENTUCKY (2-12-15)
REBOUNDS	12, VS. LSU (1-1-17)
FG MADE	13, AT KENTUCKY (2-12-15)
FG ATTEMPTS	29, AT KENTUCKY (2-12-15)
3PT FG MADE	5, 3X, LAST VS. TENNESSEE (3-5-16)*
3PT FG ATTEMPTS	15, VS. AUBURN (1-7-16)
FT MADE	8, 2X, LAST VS. OLE MISS (3-1-15)
FT ATTEMPTS	11, AT KENTUCKY (2-12-15)
ASSISTS	3, 3X, LAST AT ARKANSAS (1-31-16)
BLOCKS	2, 4X, LAST VS. TENNESSEE (3-5-16)*
STEALS	5, VS. MISSOURI (2-7-16)

\* — SEC Tournament

**POSTSEASON HIGHS**

POINTS	24, VS. MICHIGAN STATE (3-20-16)
REBOUNDS	7, VS. CHATTANOOGA (3-18-16)
FG MADE	8, 2X, LAST VS. MICHIGAN STATE (3-20-16)
FG ATTEMPTS	23, VS. CHATTANOOGA (3-18-16)
3PT FG MADE	5, VS. MICHIGAN STATE (3-20-16)
3PT FG ATTEMPTS	14, VS. MICHIGAN STATE (3-20-16)
FT MADE	3, VS. MICHIGAN STATE (3-20-16)
FT ATTEMPTS	6, VS. MICHIGAN STATE (3-20-16)
ASSISTS	2, VS. MICHIGAN STATE (3-20-16)
BLOCKS	—
STEALS	3, VS. MICHIGAN STATE (3-20-16)

**VIVIANS' 2016-17 GAME-BY-GAME STATISTICS (\* — INDICATES GAME STARTED)**

Opponent	Min.	FG-A	3PT-A	FT-A	O-D-T	PF	Ast.	TO	Blk.	Stl.	Pts.
*Villanova	10	2-4	0-0	0-1	1-1-2	3	1	0	0	0	4
*Maine	29	9-19	4-11	4-4	0-3-3	1	1	3	0	3	26
*Tulane	28	6-17	2-7	3-3	0-2-2	3	0	1	0	1	17
*Texas	32	9-18	1-4	0-0	0-1-1	5	1	1	0	0	19
*Oregon	24	7-13	2-5	1-1	0-4-4	4	0	3	0	0	17
*San Jose St.	22	3-14	2-6	0-0	0-2-2	0	1	1	0	0	8
*Hawaii	18	4-9	1-2	1-2	1-2-3	1	2	2	0	4	10
*Iowa St.	32	6-15	1-4	3-4	2-3-5	2	1	1	1	3	16
*Southern Miss	25	5-15	0-4	1-1	0-8-8	2	2	2	0	0	11
*Ark.-Little Rock	30	7-14	1-2	2-4	1-3-4	2	3	4	0	1	17
*SMU	21	4-10	2-6	3-4	0-2-2	2	2	1	0	2	13
*USC	37	6-19	3-8	4-6	2-4-6	3	3	2	0	1	19
*Alabama St.	32	9-20	4-12	6-7	0-5-5	0	4	1	0	1	28
*Northwestern St.	25	9-16	3-7	1-2	0-4-4	0	3	2	0	5	22
*LSU	35	8-14	3-7	5-6	2-10-12	3	0	3	0	3	24
Arkansas											
Tennessee											
Florida											
Ole Miss											
Alabama											
South Carolina											
Texas A&M											
Auburn											
Missouri											
Vanderbilt											
Ole Miss											
Georgia											
Texas A&M											
Kentucky											
Tennessee											

**VICTORIA VIVIANS' CAREER STATISTICS**

**ALL GAMES**

Year	GP	GS	Min	Avg	Total			3-Point			F-Throw			Rebounds				PF	FO	Ast	TO	Blk	Stl	Pts	Avg
					FG	FGA	Pct	FG	FGA	Pct	FT	FTA	Pct	Off	Def	Tot	Avg								
2014-15	34	34	891	26.2	171	465	.368	69	211	.327	94	126	.746	51	119	170	5.0	81	3	34	60	15	47	505	14.9
2015-16	36	36	1120	31.1	233	610	.382	79	256	.309	71	97	.732	42	168	210	5.8	98	2	37	63	10	62	616	17.1
2016-17	15	15	400	26.7	94	217	.433	29	85	.341	34	45	.756	9	54	63	4.2	31	1	24	27	1	24	251	16.7
<b>TOTAL</b>	<b>85</b>	<b>85</b>	<b>2411</b>	<b>28.4</b>	<b>498</b>	<b>1292</b>	<b>.385</b>	<b>177</b>	<b>552</b>	<b>.321</b>	<b>199</b>	<b>268</b>	<b>.743</b>	<b>102</b>	<b>341</b>	<b>443</b>	<b>5.2</b>	<b>210</b>	<b>6</b>	<b>95</b>	<b>150</b>	<b>26</b>	<b>133</b>	<b>1372</b>	<b>16.1</b>

**SEC GAMES**

Year	GP	GS	Min	Avg	Total			3-Point			F-Throw			Rebounds				PF	FO	Ast	TO	Blk	Stl	Pts	Avg
					FG	FGA	Pct	FG	FGA	Pct	FT	FTA	Pct	Off	Def	Tot	Avg								
2014-15	16	16	442	27.6	74	201	.368	29	89	.326	43	60	.717	21	47	68	4.3	39	0	13	29	10	17	220	13.8
2015-16	16	16	526	32.9	92	266	.346	25	100	.250	37	50	.740	17	90	107	6.7	51	2	16	29	3	29	246	15.4
2016-17	1	1	35	35.0	8	14	.571	3	7	.429	5	6	.833	2	10	12	12.0	3	0	0	3	0	3	24	24.0
<b>TOTAL</b>	<b>33</b>	<b>33</b>	<b>1003</b>	<b>30.4</b>	<b>174</b>	<b>481</b>	<b>.362</b>	<b>57</b>	<b>196</b>	<b>.291</b>	<b>85</b>	<b>116</b>	<b>.733</b>	<b>40</b>	<b>147</b>	<b>187</b>	<b>5.7</b>	<b>93</b>	<b>2</b>	<b>29</b>	<b>61</b>	<b>13</b>	<b>49</b>	<b>490</b>	<b>14.8</b>



@HailStateWBK



Facebook.com/HailStateWBK



HailStateWBK



**MORGAN WILLIAM**

Guard | 5-5 | Junior  
Birmingham, Ala. | Shades Valley HS

**WILLIAM'S BULLDOG BITES**

- Named to the Naismith Preseason Watch List.
- Second Team Preseason All-SEC by league coaches.
- MSU career free-throw percentage leader (84%), third-highest by an active NCAA Division I player.
- Fourth among NCAA Division I juniors in career assists with 338.
- Tallied 12 points in the season Maine Tipoff Tournament opener against Villanova.
- Scored seven points and dished nine assists in the championship game against Maine. Also matched a career high with five steals.
- Named SEC Co-Player of the Week following a 23-point performance against No. 8 Texas that included a career high-tying 13 free throws and six rebounds.
- Averaged 4.7 assists in the Rainbow Wahine Showdown, including five each against Oregon and Hawaii and four against San Jose State.
- Put in 14 points in the win against Oregon.
- Scored a team-high 24 points, 13 in the second half and nine in overtime, in the Bulldogs' win at Iowa State.
- Hit a 3-pointer with 36 seconds left to cut the ISU lead to two and assisted Roshunda Johnson's tying triple with 10 seconds left.
- Tallied 10 points in State's road victory at Little Rock.
- Women of Troy Classic MVP after notching 11 points against SMU and 18 against USC.
- Passed 800-career points against Alabama State.
- Equaled her SEC best with seven assists against LSU. Also scored six points and had four steals.

**CAREER HIGHS**

POINTS	29, vs. ARKANSAS STATE (11-16-14)
REBOUNDS	6, 3x, LAST vs. TEXAS (11-20-16)
FG MADE	7, 2x, LAST vs. IOWA STATE (12-3-16)
FG ATTEMPTS	17, vs. TENNESSEE (1-28-16)
3PT FG MADE	4, vs. ARKANSAS STATE (11-16-14)
3PT FG ATTEMPTS	5, 2x, LAST AT TEXAS A&M (2-11-16)
FT MADE	13, 2x, LAST vs. TEXAS (11-20-16)
FT ATTEMPTS	16, vs. ARKANSAS STATE (11-16-14)
ASSISTS	11, vs. SAVANNAH ST. (11-29-15)
BLOCKS	2, vs. SAVANNAH ST. (11-29-15)
STEALS	5, 2x, LAST vs. MAINE (11-12-16)

**SEC HIGHS**

POINTS	21, AT FLORIDA (1-3-16)
REBOUNDS	6, vs. TEXAS A&M (2-8-15)
FG MADE	7, AT FLORIDA (1-3-16)
FG ATTEMPTS	17, vs. TENNESSEE (1-28-16)
3PT FG MADE	2, 2x, LAST AT LSU (2-4-16)
3PT FG ATTEMPTS	5, AT TEXAS A&M (2-11-16)
FT MADE	9, 3x, LAST AT TEXAS A&M (2-11-16)
FT ATTEMPTS	12, AT ARKANSAS (1-31-16)
ASSISTS	7, 4x, LAST vs. LSU (1-1-17)
BLOCKS	1, 7x, LAST vs. ALABAMA (2-28-16)
STEALS	4, 2x, LAST vs. LSU (1-1-17)

\* — SEC Tournament

**POSTSEASON HIGHS**

POINTS	14, 2x, LAST vs. MICHIGAN STATE (3-20-16)
REBOUNDS	6, vs. MICHIGAN STATE (3-20-16)
FG MADE	3, vs. MICHIGAN STATE (3-20-16)
FG ATTEMPTS	9, vs. MICHIGAN STATE (3-20-16)
3PT FG MADE	1, 3x, vs. MICHIGAN STATE (3-20-16)
3PT FG ATTEMPTS	4, AT DUKE (3-22-15)
FT MADE	9, vs. TULANE (3-20-15)
FT ATTEMPTS	11, vs. TULANE (3-20-15)
ASSISTS	9, vs. MICHIGAN STATE (3-20-16)
BLOCKS	1, vs. CHATTANOOGA (3-18-16)
STEALS	3, vs. TULANE (3-20-15)

**WILLIAM'S 2016-17 GAME-BY-GAME STATISTICS (\* — INDICATES GAME STARTED)**

Opponent	Min.	FG-A	3PT-A	FT-A	O-D-T	PF	Ast.	TO	Blk.	Stl.	Pts.
*Villanova	11	3-3	0-0	6-7	1-2-3	2	1	1	0	0	12
*Maine	27	2-6	0-0	3-4	1-1-2	2	9	3	0	5	7
*Tulane	26	3-6	1-3	0-0	0-0-0	1	2	2	0	1	7
*Texas	32	5-11	0-4	13-14	1-5-6	2	0	3	0	3	23
*Oregon	35	3-5	0-1	8-9	1-0-1	1	5	3	0	2	14
*San Jose St.	18	2-3	0-0	0-0	1-2-3	1	4	0	0	1	4
*Hawaii	22	2-6	0-1	0-0	0-1-1	2	5	1	0	2	4
*Iowa St.	38	7-12	1-3	9-12	0-2-2	3	5	7	0	2	24
*Southern Miss	27	1-3	0-1	3-4	0-1-1	0	6	4	0	2	5
*Ark.-Little Rock	37	3-6	0-0	4-6	0-1-1	1	2	0	0	0	10
*SMU	22	5-6	1-1	0-0	0-1-1	2	5	4	0	2	11
*USC	27	5-10	0-1	8-9	1-1-2	0	0	5	1	3	18
*Alabama St.	24	2-4	0-0	5-8	0-0-0	4	5	0	0	2	9
*Northwestern St.	16	0-1	0-0	4-4	0-1-1	3	3	1	0	1	4
*LSU	25	2-5	1-1	1-2	0-1-1	4	7	4	0	4	6
Arkansas											
Tennessee											
Florida											
Ole Miss											
Alabama											
South Carolina											
Texas A&M											
Auburn											
Missouri											
Vanderbilt											
Ole Miss											
Georgia											
Texas A&M											
Kentucky											
Tennessee											

**MORGAN WILLIAM'S CAREER STATISTICS**

**ALL GAMES**

Year	GP	GS	Min	Avg	Total			3-Point			F-Throw			Rebounds				PF	FO	Ast	TO	Blk	Stl	Pts	Avg
					FG	FGA	Pct	FG	FGA	Pct	FT	FTA	Pct	Off	Def	Tot	Avg								
2014-15	34	0	727	21.4	74	209	.354	17	53	.321	144	171	.842	22	39	61	1.8	67	0	123	103	7	49	309	9.1
2015-16	36	36	1075	29.9	95	296	.321	18	66	.273	141	167	.844	22	60	82	2.3	70	1	176	100	7	40	349	9.7
2016-17	15	15	387	25.8	45	87	.517	4	16	.250	64	79	.810	6	19	25	1.7	28	0	59	38	1	30	158	10.5
<b>TOTAL</b>	<b>85</b>	<b>51</b>	<b>2189</b>	<b>25.8</b>	<b>214</b>	<b>592</b>	<b>.361</b>	<b>39</b>	<b>135</b>	<b>.289</b>	<b>349</b>	<b>417</b>	<b>.837</b>	<b>50</b>	<b>118</b>	<b>168</b>	<b>2.0</b>	<b>165</b>	<b>1</b>	<b>358</b>	<b>241</b>	<b>15</b>	<b>119</b>	<b>816</b>	<b>9.6</b>

**SEC GAMES**

Year	GP	GS	Min	Avg	Total			3-Point			F-Throw			Rebounds				PF	FO	Ast	TO	Blk	Stl	Pts	Avg
					FG	FGA	Pct	FG	FGA	Pct	FT	FTA	Pct	Off	Def	Tot	Avg								
2014-15	16	0	345	21.6	30	95	.316	4	23	.174	52	61	.852	10	25	35	2.2	32	0	51	54	4	14	116	7.3
2015-16	16	16	529	33.1	48	149	.322	9	34	.265	70	86	.814	8	29	37	2.3	32	1	80	50	3	20	175	10.9
2016-17	1	1	25	25.0	2	5	.400	1	1	1.000	1	2	.500	0	1	1	1.0	4	0	7	4	0	4	6	6.0
<b>TOTAL</b>	<b>33</b>	<b>17</b>	<b>899</b>	<b>27.2</b>	<b>80</b>	<b>249</b>	<b>.321</b>	<b>14</b>	<b>58</b>	<b>.241</b>	<b>123</b>	<b>149</b>	<b>.826</b>	<b>18</b>	<b>55</b>	<b>73</b>	<b>2.2</b>	<b>68</b>	<b>1</b>	<b>138</b>	<b>108</b>	<b>7</b>	<b>38</b>	<b>297</b>	<b>9.0</b>



@HailStateWBK



Facebook.com/HailStateWBK



HailStateWBK



## AMESHYA WILLIAMS

Foward | 6-1 | Freshman  
Gulfport, Miss. | West Harrison HS

### CAREER HIGHS

POINTS ..... 12, 2X, LAST VS. NORTHWESTERN ST (12-28-16)  
 REBOUNDS ..... 8, VS. SAN JOSE STATE (11-26-16)  
 FG MADE ..... 5, VS. NORTHWESTERN STATE (12-28-16)  
 FG ATTEMPTS ..... 9, VS. NORTHWESTERN STATE (12-28-16)  
 3PT FG MADE ..... —  
 3PT FG ATTEMPTS ..... —  
 FT MADE ..... 4, 2X, LAST VS. ALABAMA STATE (12-20-16)  
 FT ATTEMPTS ..... 5, 2X, LAST VS. NORTHWESTERN ST (12-28-16)  
 ASSISTS ..... 1, VS. ALABAMA STATE (12-20-16)  
 BLOCKS ..... 3, 2X, LAST VS. NORTHWESTERN ST (12-28-16)  
 STEALS ..... 3, VS. ALABAMA STATE (12-20-16)

### SEC HIGHS

POINTS ..... —  
 REBOUNDS ..... —  
 FG MADE ..... —  
 FG ATTEMPTS ..... —  
 3PT FG MADE ..... —  
 3PT FG ATTEMPTS ..... —  
 FT MADE ..... —  
 FT ATTEMPTS ..... —  
 ASSISTS ..... —  
 BLOCKS ..... —  
 STEALS ..... —

\* — SEC Tournament

### POSTSEASON HIGHS

POINTS ..... —  
 REBOUNDS ..... —  
 FG MADE ..... —  
 FG ATTEMPTS ..... —  
 3PT FG MADE ..... —  
 3PT FG ATTEMPTS ..... —  
 FT MADE ..... —  
 FT ATTEMPTS ..... —  
 ASSISTS ..... —  
 BLOCKS ..... —  
 STEALS ..... —

### WILLIAMS' BULLDOG BITES

- Scored five points against Villanova in her MSU debut and three points to go with five rebounds against host Maine in the Maine Tipoff Tournament championship game.
- Put in four points on 4 of 4 at the free-throw line against Tulane, her first game back in her hometown.
- Played 12 minutes against San Jose State, contributing personal bests with six points and eight rebounds.
- Tallied four points and four rebounds in three minutes at Southern Miss.
- Scored a season-high 12 points and tied the team high with six rebounds against Alabama State.
- Matched her season-high with 12 points against Northwestern State.

### WILLIAMS' 2016-17 GAME-BY-GAME STATISTICS (\* — INDICATES GAME STARTED)

Opponent	Min.	FG-A	3PT-A	FT-A	O-D-T	PF	Ast.	TO	Blk.	Stl.	Pts.
Villanova	5	1-2	0-0	3-3	0-0-0	2	0	0	0	0	5
Maine	8	1-5	0-0	1-3	4-1-5	3	0	0	0	1	3
Tulane	5	0-0	0-0	4-4	1-2-3	0	0	1	0	0	4
Texas											
Oregon											
San Jose St.	12	2-8	0-0	2-2	4-4-8	0	0	2	2	1	6
Hawaii	4	1-3	0-0	0-0	2-0-2	1	0	0	0	0	2
Iowa St.											
Southern Miss	3	2-4	0-0	0-0	2-2-4	0	0	0	0	0	4
Ark.-Little Rock											
SMU	13	2-5	0-0	0-0	1-6-7	1	0	1	3	2	4
USC											
Alabama St.	16	4-5	0-0	4-5	4-2-6	1	1	1	0	3	12
Northwestern St.	15	5-9	0-0	2-5	1-4-5	2	0	2	3	1	12
LSU	3	0-0	0-0	0-0	0-0-0	0	0	0	0	0	0
Arkansas											
Tennessee											
Florida											
Ole Miss											
Alabama											
South Carolina											
Texas A&M											
Auburn											
Missouri											
Vanderbilt											
Ole Miss											
Georgia											
Texas A&M											
Kentucky											
Tennessee											

## AMESHYA WILLIAMS' CAREER STATISTICS

### ALL GAMES

Year	GP	GS	Min	Avg	Total			3-Point			F-Throw			Rebounds				PF	FO	Ast	TO	Blk	Stl	Pts	Avg
					FG	FGA	Pct	FG	FGA	Pct	FT	FTA	Pct	Off	Def	Tot	Avg								
2016-17	10	0	84	8.4	18	41	.439	0	0	.000	16	22	.727	19	21	40	4.0	10	0	1	7	8	8	52	5.2
<b>TOTAL</b>	<b>10</b>	<b>0</b>	<b>84</b>	<b>8.4</b>	<b>18</b>	<b>41</b>	<b>.439</b>	<b>0</b>	<b>0</b>	<b>.000</b>	<b>16</b>	<b>22</b>	<b>.727</b>	<b>19</b>	<b>21</b>	<b>40</b>	<b>4.0</b>	<b>10</b>	<b>0</b>	<b>1</b>	<b>7</b>	<b>8</b>	<b>8</b>	<b>52</b>	<b>5.2</b>

### SEC GAMES

Year	GP	GS	Min	Avg	Total			3-Point			F-Throw			Rebounds				PF	FO	Ast	TO	Blk	Stl	Pts	Avg
					FG	FGA	Pct	FG	FGA	Pct	FT	FTA	Pct	Off	Def	Tot	Avg								
2016-17	1	0	3	3.0	0	0	.000	0	0	.000	0	0	.000	0	0	0	0.0	0	0	0	0	0	0	0	0.0
<b>TOTAL</b>	<b>1</b>	<b>0</b>	<b>3</b>	<b>3.0</b>	<b>0</b>	<b>0</b>	<b>.000</b>	<b>0</b>	<b>0</b>	<b>.000</b>	<b>0</b>	<b>0</b>	<b>.000</b>	<b>0</b>	<b>0</b>	<b>0</b>	<b>0.0</b>	<b>0</b>	<b>0</b>	<b>0</b>	<b>0</b>	<b>0</b>	<b>0</b>	<b>0</b>	<b>0.0</b>





# 2016-17 GAME RECAPS

## GAME 1 — NOV. 11, 2016 • BANGOR, MAINE

<b>VILLANOVA</b>	1ST	2ND	3RD	4TH	<b>FINAL</b>
<b>10/11 MISSISSIPPI ST.</b>	<b>12</b>	<b>14</b>	<b>19</b>	<b>17</b>	<b>62</b>
	<b>25</b>	<b>30</b>	<b>25</b>	<b>28</b>	<b>108</b>

Villanova 62 • 0-1

#	Player	Total		3-Ptr	Rebounds			PF	TP	A	TO	Blk	Stl	Min
		FG-FGA	FT-FTA		Off	Def	Tot							
21	Tucker, Jannah	1-8	0-4	0-0	1	0	1	3	2	0	3	0	0	17
32	Wilkes, Samantha	1-7	0-1	0-0	1	2	3	2	2	0	1	0	0	25
12	Quinn, Meghan	2-6	0-2	0-0	0	1	1	4	4	3	2	0	0	19
02	Louin, Alex	4-13	1-4	2-3	3	1	4	1	11	3	1	0	0	28
31	Hahn, Adrianna	3-3	0-0	2-2	0	2	2	4	8	0	1	0	0	22
04	Herlinhy, Bridget	1-3	0-1	1-4	2	0	2	4	3	1	1	0	0	13
01	Crispin, Karlie	0-0	0-0	0-0	0	0	0	0	0	0	0	0	0	1
11	Dillard, Jordan	2-4	0-1	0-0	1	1	2	3	4	2	2	0	0	19
25	Jekot, Kelly	2-3	0-0	8-9	1	1	2	2	12	1	0	0	2	22
30	Gedaka, Mary	4-7	0-0	4-6	2	2	4	1	12	0	1	0	1	20
45	Stant, Grace	1-3	0-1	2-2	0	0	0	3	4	1	0	0	0	14
	<b>Team</b>				1	2	3							
	<b>Totals</b>	<b>21-57</b>	<b>1-14</b>	<b>19-26</b>	<b>12</b>	<b>12</b>	<b>24</b>	<b>27</b>	<b>62</b>	<b>11</b>	<b>12</b>	<b>0</b>	<b>3</b>	<b>200</b>

1st FG %: 5-13 38.5%	2nd: 4-16 25.0%	3rd: 7-17 41.2%	4th: 5-11 45.5%	Game: 21-57 36.8%	Deadball Rebounds: 2
3FG %: 0-4 0.0%	1-4 25.0%	0-2 0.0%	1-4 7.1%	19-26 73.1%	
FT %: 2-2 100.0%	6-8 75.0%	4-6 66.7%	7-10 70.0%		

Mississippi State 108 • 1-0

#	Player	Total		3-Ptr	Rebounds			PF	TP	A	TO	Blk	Stl	Min
		FG-FGA	FT-FTA		Off	Def	Tot							
03	Breanna Richardson	2-3	0-0	2-2	1	1	2	2	6	1	0	0	0	17
45	Chinwe Okorie	4-6	0-0	3-4	2	6	8	0	11	1	0	0	0	18
00	Dominique Dillingham	4-6	0-0	3-4	1	2	3	3	11	0	1	0	1	26
02	Morgan William	3-3	0-0	6-7	1	2	3	2	12	1	1	0	0	11
35	Victoria Vivians	2-4	0-0	1-1	1	2	3	4	1	0	0	0	0	10
01	Blair Schaefer	0-3	0-0	3-4	0	4	4	2	3	1	1	0	1	23
04	Ameshya Williams	1-2	0-0	3-3	0	0	0	2	5	0	0	0	0	5
10	Jazzmun Holmes	4-8	1-1	3-4	1	1	2	2	12	5	1	0	0	22
11	Roshunda Johnson	8-9	3-4	2-2	0	0	0	1	21	1	2	0	0	14
12	Jacaira Allen	4-8	0-0	2-2	4	2	6	1	10	0	0	0	1	14
13	Ketara Chapel	1-1	0-0	0-0	1	3	4	3	2	4	0	0	1	23
15	Teaira McCowan	5-9	0-0	1-2	1	6	7	5	11	0	0	1	0	17
	<b>Team</b>				1	1	2							
	<b>Totals</b>	<b>38-62</b>	<b>4-5</b>	<b>28-35</b>	<b>14</b>	<b>29</b>	<b>43</b>	<b>26</b>	<b>108</b>	<b>15</b>	<b>6</b>	<b>1</b>	<b>4</b>	<b>200</b>

1st FG %: 9-14 64.3%	2nd: 13-18 72.2%	3rd: 7-13 53.8%	4th: 9-17 52.9%	Game: 38-62 61.3%	Deadball Rebounds: 5
3FG %: 0-0 0.0%	2-2 100.0%	0-0 0.0%	2-3 66.7%	4-5 80.0%	
FT %: 7-8 87.5%	2-2 100.0%	11-16 68.8%	8-9 88.9%	28-35 80.0%	

Officials: Elizabeth Kuzmeski, Larry Ruffing, Eric Striba  
 Technical fouls: Villanova-None, Mississippi State-None.  
 Attendance: 2416  
 Tipoff Tournament Game Two

Score by periods	1st	2nd	3rd	4th	Total
Villanova	12	14	19	17	62
Mississippi State	25	30	25	28	108

Points	In	Off	2nd	Fast	Bench
VU	28	5	13	0	35
MS	48	18	26	2	64

## GAME 2 — NOV. 12, 2016 • BANGOR, MAINE

<b>10/11 MISSISSIPPI ST.</b>	1ST	2ND	3RD	4TH	<b>FINAL</b>
<b>MAINE</b>	<b>21</b>	<b>25</b>	<b>17</b>	<b>24</b>	<b>87</b>
	<b>12</b>	<b>11</b>	<b>7</b>	<b>13</b>	<b>43</b>

Mississippi State 87 • 2-0

#	Player	Total		3-Ptr	Rebounds			PF	TP	A	TO	Blk	Stl	Min
		FG-FGA	FT-FTA		Off	Def	Tot							
03	Breanna Richardson	3-6	0-0	0-0	1	3	4	2	6	2	0	0	0	22
45	Chinwe Okorie	1-3	0-0	0-0	2	1	3	4	2	0	4	0	0	16
00	Dominique Dillingham	2-4	1-3	2-2	1	1	2	3	7	1	0	0	0	24
02	Morgan William	2-6	0-0	3-4	1	1	2	2	7	9	3	0	5	27
35	Victoria Vivians	9-19	4-11	4-4	0	3	3	1	26	1	3	0	3	29
01	Blair Schaefer	2-3	2-3	0-0	0	2	2	1	6	1	0	0	1	11
04	Ameshya Williams	1-5	0-0	1-3	4	1	5	3	3	0	0	0	1	8
10	Jazzmun Holmes	1-1	0-0	0-0	0	0	0	2	2	4	2	1	0	13
11	Roshunda Johnson	4-5	4-4	2-2	0	2	2	0	14	1	0	0	1	13
12	Jacaira Allen	1-1	0-0	0-0	0	1	1	0	2	1	0	0	0	6
13	Ketara Chapel	1-2	0-0	0-0	0	0	0	1	2	1	0	0	1	10
15	Teaira McCowan	4-5	0-0	0-0	3	4	7	3	8	1	2	0	1	18
25	Zion Campbell	1-1	0-0	0-0	0	0	0	2	0	0	0	0	0	3
	<b>Team</b>				2	3	5							
	<b>Totals</b>	<b>32-61</b>	<b>11-21</b>	<b>12-15</b>	<b>14</b>	<b>22</b>	<b>36</b>	<b>22</b>	<b>87</b>	<b>21</b>	<b>15</b>	<b>1</b>	<b>13</b>	<b>200</b>

1st FG %: 9-19 47.4%	2nd: 9-14 64.3%	3rd: 5-12 41.7%	4th: 9-16 56.3%	Game: 32-61 52.5%	Deadball Rebounds: 2
3FG %: 1-5 20.0%	5-7 71.4%	0-3 0.0%	5-6 83.3%	11-21 52.4%	
FT %: 2-2 100.0%	7-8 87.5%	7-8 87.5%	1-3 33.3%	12-15 80.0%	

Maine 43 • 1-1

#	Player	Total		3-Ptr	Rebounds			PF	TP	A	TO	Blk	Stl	Min
		FG-FGA	FT-FTA		Off	Def	Tot							
13	Sole, Laia	3-9	0-1	2-2	2	2	4	2	8	2	5	0	0	36
03	Caceres, Naira	3-8	0-3	2-3	1	2	3	3	8	1	6	0	0	35
22	Milan, Bianca	1-4	0-1	0-0	0	0	0	3	2	2	3	0	1	27
23	Sutton, Tanesha	3-3	0-0	0-0	0	1	1	4	6	0	4	0	0	20
23	Koizar, Sigi	3-10	0-3	1-1	0	2	2	4	7	3	6	0	2	33
05	Stojasjevic, T.	0-1	0-0	1-2	0	0	0	1	0	1	0	0	0	3
10	Brosseau, Julie	2-6	2-4	1-2	0	1	1	2	7	1	0	0	0	19
21	Jones, Sheraton	0-1	0-0	0-0	0	0	0	0	0	0	0	0	0	5
31	Kelava, Anita	2-3	0-0	0-0	1	3	4	1	4	0	0	2	0	22
	<b>Team</b>				3	5	8							
	<b>Totals</b>	<b>17-45</b>	<b>2-12</b>	<b>7-10</b>	<b>7</b>	<b>16</b>	<b>23</b>	<b>19</b>	<b>43</b>	<b>9</b>	<b>26</b>	<b>2</b>	<b>3</b>	<b>200</b>

1st FG %: 4-10 40.0%	2nd: 5-9 55.6%	3rd: 3-11 27.3%	4th: 5-13 38.5%	Game: 17-45 37.8%	Deadball Rebounds: 2
3FG %: 1-3 33.3%	0-0 0.0%	0-4 0.0%	1-5 20.0%	5-12 41.7%	
FT %: 3-3 100.0%	1-2 50.0%	1-2 50.0%	2-3 66.7%	7-10 70.0%	

Officials: Michael Schmidt, Shawn Coode, Christopher Poles  
 Technical fouls: Mississippi State-None, Maine-None.  
 Attendance: 2182  
 Tip-Off Championship Game

Score by periods	1st	2nd	3rd	4th	Total
Mississippi State	21	25	17	24	87
Maine	12	11	7	13	43

Points	In	Off	2nd	Fast	Bench
MS	24	37	12	2	39
MAINE	18	17	0	2	12

Score tied - 0 times.  
 Lead changed - 0 times.

## GAME 3 — NOV. 16, 2016 • BILOXI, MISS.

<b>TULANE</b>	1ST	2ND	3RD	4TH	<b>FINAL</b>
<b>10/9 MISSISSIPPI ST</b>	<b>10</b>	<b>6</b>	<b>16</b>	<b>17</b>	<b>49</b>
	<b>18</b>	<b>18</b>	<b>11</b>	<b>19</b>	<b>66</b>

Tulane 49 • 1-1

#	Player	Total		3-Ptr	Rebounds			PF	TP	A	TO	Blk	Stl	Min
		FG-FGA	FT-FTA		Off	Def	Tot							
25	Harlyn Wyatt	4-4	0-0	2-3	1	1	2	2	10	0	0	0	2	22
03	Kolby Morgan	0-7	0-3	1-2	0	0	0	1	1	5	0	0	2	27
11	Leslie Vorpahl	9-11	2-3	0-0	0	1	1	3	20	1	6	1	0	26
22	Meredith Schulte	2-5	0-2	2-2	0	3	3	4	6	0	2	0	0	23
33	Courtnee Latham	3-6	0-1	0-0	0	1	1	3	6	2	7	0	0	34
01	Shakira Harding	0-2	0-1	2-2	0	1	1	1	2	1	1	0	0	7
05	Kayla Manuirirangi	0-1	0-0	0-0	0	0	0	1	0	0	0			

# 2016-17 GAME RECAPS

## GAME 5 — NOV. 25, 2016 • HONOLULU, HAWAII

<b>7/7 MISSISSIPPI ST.</b>	<b>1ST</b>	<b>2ND</b>	<b>3RD</b>	<b>4TH</b>	<b>FINAL</b>
<b>OREGON</b>	<b>20</b>	<b>19</b>	<b>14</b>	<b>22</b>	<b>75</b>
	<b>17</b>	<b>13</b>	<b>17</b>	<b>16</b>	<b>63</b>

### Mississippi State 75 • 5-0

#	Player	Total			Rebounds			PF	TP	A	TO	Blk	Stl	Min
		FG-FGA	3P-FGA	FT-FTA	Off	Def	Tot							
03	Breanna Richardson	1-1	0-0	2-2	1	4	5	2	4	0	3	1	0	7
45	Chinwe Okorie	4-9	0-0	3-6	2	4	6	4	11	0	0	0	0	27
00	Dominique Dillingham	3-4	1-1	0-0	2	1	3	2	7	3	1	0	1	26
02	Morgan William	3-5	0-1	8-9	1	0	1	14	5	3	0	2	35	
35	Victoria Vivians	7-13	2-5	1-1	0	4	4	4	17	0	3	0	24	
01	Blair Schaefer	0-2	0-1	0-0	0	1	1	0	0	0	0	0	9	
10	Jazzmun Holmes	0-0	0-0	0-0	0	0	0	0	0	1	1	0	5	
11	Roshunda Johnson	2-4	1-3	3-4	2	0	2	1	8	1	0	0	14	
12	Jacaira Allen	1-1	0-0	0-0	0	0	0	2	2	1	1	0	5	
13	Ketara Chapel	2-5	0-0	0-0	0	0	0	2	4	2	2	2	33	
15	Teaira McCowan	4-8	0-0	0-0	1	2	3	1	8	0	0	1	0	
	Team				1	2	3						15	
	<b>Totals</b>	<b>27-52</b>	<b>4-11</b>	<b>17-22</b>	<b>10</b>	<b>18</b>	<b>28</b>	<b>19</b>	<b>75</b>	<b>13</b>	<b>14</b>	<b>4</b>	<b>5</b>	<b>200</b>

1st FG %: 8-13 61.5%	2nd: 7-11 63.6%	3rd: 5-13 38.5%	4th: 7-15 46.7%	Game: 27-52 51.9%	Deadball Rebounds: 2,3
3FG %: 0-1 0.0%	0-1 0.0%	2-5 40.0%	2-4 50.0%	4-11 36.4%	
FT %: 4-7 57.1%	5-6 83.3%	2-3 66.7%	6-6 100.0%	17-22 77.3%	

### Oregon 63 • 4-1

#	Player	Total			Rebounds			PF	TP	A	TO	Blk	Stl	Min
		FG-FGA	3P-FGA	FT-FTA	Off	Def	Tot							
15	VandenBerg,Jacinta	1-1	0-0	1-2	2	0	2	3	3	2	2	2	0	30
24	Hebard,Ruthy	2-4	0-0	1-2	2	2	4	2	5	0	1	0	0	15
05	Cazorla,Maitte	4-9	1-5	2-2	0	0	0	4	11	2	2	0	1	33
20	Bando,Lexi	5-10	2-5	2-2	1	5	6	1	14	2	0	0	3	31
10	Ionescu,Sabrina	5-11	2-7	2-2	2	3	5	4	14	4	6	0	0	27
02	Yaeger,Morgan	2-2	0-0	0-0	0	0	0	2	4	1	2	0	0	15
11	Woods,Jayde	0-2	0-0	0-0	0	0	0	0	4	1	0	0	0	7
12	Trinder,Megan	0-1	0-0	2-2	0	1	1	1	2	0	0	0	0	7
13	Moore,Mar'Shay	0-2	0-1	0-0	1	0	1	0	0	0	0	0	0	3
14	Giomli,Lydia	0-1	0-0	0-2	0	0	0	1	0	0	1	0	0	5
22	Yearwood,Lauren	0-1	0-0	0-0	0	0	0	0	0	0	1	0	0	5
32	Gildon,Oti	1-3	0-0	2-2	0	1	1	2	4	0	1	0	1	8
44	McGwire,Mallory	3-4	0-0	0-0	0	2	2	2	6	0	0	0	0	9
52	Campisano,Sierra	0-1	0-0	0-0	0	0	0	1	0	0	0	0	0	5
	Team				0	2	2							9
	<b>Totals</b>	<b>23-52</b>	<b>5-18</b>	<b>12-16</b>	<b>8</b>	<b>16</b>	<b>24</b>	<b>27</b>	<b>63</b>	<b>12</b>	<b>16</b>	<b>2</b>	<b>5</b>	<b>200</b>

1st FG %: 6-15 40.0%	2nd: 5-13 38.5%	3rd: 6-13 46.2%	4th: 6-11 54.5%	Game: 23-52 44.2%	Deadball Rebounds: 4,2
3FG %: 1-7 14.3%	1-5 20.0%	3-4 75.0%	0-2 0.0%	5-18 27.8%	
FT %: 4-4 100.0%	2-4 50.0%	2-4 50.0%	4-4 100.0%	12-16 75.0%	

Officials: Skelly Wingard, Jennifer Leach, Ethan Kahanoo  
 Technical fouls: Mississippi State-None. Oregon-None.  
 Attendance:

Score by periods	1st	2nd	3rd	4th	Total
Mississippi State	20	19	14	22	75
Oregon	17	13	17	16	63

Points	In	Off	2nd	Fast	Bench
MS	Paint	T/O	Chance	Break	
ORE	40	16	9	0	22
	26	17	10	2	16

Last FG - MS 4th-00:03, ORE 4th-00:48.  
 Largest lead - MS by 12 4th-00:03, ORE by 3 1st-09:01.  
 MS led for 37:15. ORE led for 00:53. Game was tied for 01:52.  
 Score tied - 2 times.  
 Lead changed - 1 time.

## GAME 6 — NOV. 26, 2016 • HONOLULU, HAWAII

<b>SAN JOSE ST.</b>	<b>1ST</b>	<b>2ND</b>	<b>3RD</b>	<b>4TH</b>	<b>FINAL</b>
<b>7/7 MISSISSIPPI ST.</b>	<b>12</b>	<b>10</b>	<b>14</b>	<b>15</b>	<b>51</b>
	<b>21</b>	<b>17</b>	<b>23</b>	<b>27</b>	<b>88</b>

### San Jose State 51 • 2-4

#	Player	Total			Rebounds			PF	TP	A	TO	Blk	Stl	Min
		FG-FGA	3P-FGA	FT-FTA	Off	Def	Tot							
01	LADD, Myzhanique	3-5	0-1	3-4	0	4	4	3	9	1	2	0	0	24
03	BAIRD, Paris	1-8	1-5	0-0	0	2	2	2	3	0	2	0	0	19
11	SMITH, Jasmine	5-7	0-0	1-4	2	2	4	2	11	0	1	0	2	18
20	WEST, Rachol	0-2	0-2	0-0	0	0	0	1	0	0	1	0	1	22
21	RAMOS, Dezz	3-10	0-0	0-0	1	1	2	3	6	2	4	0	0	23
02	KOHLHAAS, Andrea	1-2	1-1	0-0	0	3	3	0	3	1	4	0	0	16
04	HAFOKA, Fieme'a	0-3	0-1	0-0	0	1	1	0	1	1	0	0	0	18
23	GENNETT, Hallie	2-8	2-5	0-0	0	3	3	1	6	0	2	0	0	27
24	HARRIS, Alexis	2-3	0-0	0-0	0	1	1	2	4	0	1	0	1	18
30	TURNER, Taylor	3-6	0-1	3-3	1	0	1	3	9	1	4	0	0	16
	Team				2	5	7							3
	<b>Totals</b>	<b>20-54</b>	<b>4-16</b>	<b>7-11</b>	<b>6</b>	<b>22</b>	<b>28</b>	<b>18</b>	<b>51</b>	<b>6</b>	<b>24</b>	<b>0</b>	<b>6</b>	<b>201</b>

1st FG %: 5-12 41.7%	2nd: 4-13 30.8%	3rd: 5-13 38.5%	4th: 6-16 37.5%	Game: 20-54 37.0%	Deadball Rebounds: 3
3FG %: 0-2 0.0%	2-6 33.3%	1-3 33.3%	1-5 20.0%	4-16 25.0%	
FT %: 2-3 66.7%	0-0 0.0%	3-6 50.0%	1-2 100.0%	7-11 63.6%	

### Mississippi State 88 • 6-0

#	Player	Total			Rebounds			PF	TP	A	TO	Blk	Stl	Min
		FG-FGA	3P-FGA	FT-FTA	Off	Def	Tot							
00	Dominique Dillingham	3-8	1-2	0-0	0	1	1	0	7	0	0	0	0	18
02	Morgan William	2-3	0-0	0-0	1	2	3	1	4	4	0	0	1	18
03	Breanna Richardson	5-7	0-0	0-1	2	3	5	3	10	1	2	1	0	13
35	Victoria Vivians	3-14	2-6	0-0	0	2	2	0	8	1	1	0	0	22
45	Chinwe Okorie	3-7	0-0	1-6	7	2	9	1	7	0	0	1	1	14
01	Blair Schaefer	2-4	2-4	2-2	0	0	0	0	8	0	1	0	1	14
04	Amesha Williams	2-8	0-0	2-2	4	4	8	0	6	0	2	2	1	12
10	Jazzmun Holmes	2-3	0-0	0-0	1	2	3	2	4	8	0	0	2	21
11	Roshunda Johnson	2-6	1-4	0-0	1	0	1	2	5	3	1	0	1	15
12	Jacaira Allen	7-9	0-0	0-0	2	0	2	2	14	2	2	0	0	15
13	Ketara Chapel	2-3	0-0	0-0	3	2	5	0	4	0	1	0	0	15
15	Teaira McCowan	4-11	0-0	1-2	7	9	16	1	9	0	2	1	0	22
25	Zion Campbell	1-1	0-0	0-0	0	0	0	0	2	0	0	0	0	1
	Team				1	2	3							1
	<b>Totals</b>	<b>38-84</b>	<b>6-16</b>	<b>6-13</b>	<b>29</b>	<b>29</b>	<b>58</b>	<b>11</b>	<b>88</b>	<b>19</b>	<b>13</b>	<b>5</b>	<b>7</b>	<b>200</b>

1st FG %: 9-22 40.9%	2nd: 7-18 38.9%	3rd: 11-26 42.3%	4th: 11-18 61.1%	Game: 38-84 45.2%	Deadball Rebounds: 2
3FG %: 3-6 50.0%	0-3 0.0%	0-0 0.0%	3-7 42.9%	6-16 37.5%	
FT %: 0-2 0.0%	3-6 50.0%	1-3 33.3%	2-2 100.0%	6-13 46.2%	

Officials: Kaili Kimura, Jennifer Leach, Patrick Black-Santaigo  
 Technical fouls: San Jose State-None. Mississippi State-None.  
 Attendance:

Score by periods	1st	2nd	3rd	4th	Total
San Jose State	12	10	14	15	51
Mississippi State	21	17	23	27	88

Points	In	Off	2nd	Fast	Bench
MS	Paint	T/O	Chance	Break	
MS	18	9	5	0	22
	50	35	25	4	52

Last FG - SJ 4th-00:28, MS 4th-01:03.  
 Largest lead - SJ None, MS by 39 4th-01:03.  
 Score tied - 0 times.  
 Lead changed - 0 times.

## GAME 7 — NOV. 27, 2016 • HONOLULU, HAWAII

<b>7/7 MISSISSIPPI ST.</b>	<b>1ST</b>	<b>2ND</b>	<b>3RD</b>	<b>4TH</b>	<b>FINAL</b>
<b>HAWAII</b>	<b>13</b>	<b>20</b>	<b>10</b>	<b>13</b>	<b>66</b>
	<b>11</b>	<b>8</b>	<b>15</b>	<b>7</b>	<b>41</b>

### Mississippi State 66 • 7-0

#	Player	Total			Rebounds			PF	TP	A	TO	Blk	Stl	Min
		FG-FGA	3P-FGA	FT-FTA	Off	Def	Tot							
03	Breanna Richardson	1-3	0-0	0-0	1	2	3	3	2	2	3	0	2	18
45	Chinwe Okorie													

# 2016-17 GAME RECAPS

## GAME 9 — DEC. 10, 2016 • HATTIESBURG, MISS.

5/5 MISSISSIPPI ST.	1ST	2ND	3RD	4TH	FINAL
SOUTHERN MISS	21	12	18	21	72
	6	16	12	16	50

### Mississippi State 72 • 9-0

#	Player	Total			Rebounds			PF	TP	A	TO	Blk	Stl	Min
		FG-FGA	3-PT	FT-FTA	Off	Def	Tot							
03	Breanna Richardson	7-9	0-0	5-7	6	4	10	1	19	3	2	0	0	29
45	Chinwe Okorie	8-10	0-0	2-4	2	7	9	2	18	1	0	2	1	35
02	Morgan William	1-3	0-1	3-4	0	1	1	0	5	6	4	0	2	27
11	Roshunda Johnson	0-5	0-3	0-0	3	0	3	2	0	3	1	0	2	21
35	Victoria Vivians	5-15	0-4	1-1	0	8	8	2	11	2	2	0	0	25
04	Blair Schaefer	2-9	1-3	2-2	0	3	3	1	7	0	0	0	1	28
01	Ameshya Williams	2-4	0-0	0-0	2	2	4	0	4	0	0	0	0	3
10	Jazzmun Holmes	0-1	0-0	2-2	0	0	0	2	3	1	0	2	13	
12	Jacaira Allen	2-4	0-0	0-0	0	2	3	4	0	2	0	1	6	
13	Ketara Chapel	0-0	0-0	0-0	2	0	2	0	0	1	0	0	0	8
15	Teaira McCowan	1-2	0-0	0-0	0	0	0	2	0	0	0	0	5	
	Team				1	1	2			2				
	Totals	28-62	1-11	15-20	16	28	44	11	72	19	14	2	9	200

1st - FG %:	8-17	47.1%	2nd: 5-15	33.3%	3rd: 8-15	53.3%	4th: 7-15	46.7%	Game:	28-62	45.2%	Deadball	
3FG %:	0-5	0.0%	1-6	16.7%	0-0	0.0%	0-0	0.0%	1-11	9.1%		Rebounds	
FT %:	5-6	83.3%	1-2	50.0%	2-3	66.7%	7-9	77.8%	15-20	75.0%			

### Southern Miss 50 • 7-2

#	Player	Total			Rebounds			PF	TP	A	TO	Blk	Stl	Min
		FG-FGA	3-PT	FT-FTA	Off	Def	Tot							
21	KING, JAYLA	3-8	0-3	2-2	5	5	10	1	8	3	1	1	0	37
05	JAWEET-GILES, KERI	1-6	1-1	2-2	0	1	1	2	5	2	3	0	0	27
03	HAILES, SHONTE	4-5	1-1	0-0	0	3	3	9	2	3	0	2	24	
12	DINKINS, BRITTANNY	7-19	2-7	2-2	2	3	5	18	2	3	1	2	31	
22	BROWN, MEGAN	2-6	0-0	2-4	0	1	1	5	6	1	1	0	1	25
01	VEIGA, TAJANAY	0-1	0-0	0-2	0	2	2	3	0	0	3	0	1	19
02	COTTON, LASHYRA	1-2	0-0	2-2	1	2	3	1	4	1	1	1	0	14
24	NORRIS, BRITITNY	0-4	0-2	0-0	0	1	1	1	0	0	0	0	1	19
34	LEAPHART, RESPECT	0-1	0-1	0-0	0	1	1	0	0	0	1	0	1	4
	Team				0	3	3							
	Totals	18-52	4-15	10-14	8	22	30	21	50	11	16	3	8	200

1st - FG %:	3-14	21.4%	2nd: 5-13	38.5%	3rd: 4-13	30.8%	4th: 6-12	50.0%	Game:	18-52	34.6%	Deadball	
3FG %:	0-4	0.0%	2-3	66.7%	0-3	0.0%	2-5	40.0%	4-15	26.7%		Rebounds	
FT %:	0-0	0.0%	4-4	100.0%	0-8	0.0%	2-2	100.0%	10-14	71.4%			

Officials: Brian Hall, Eric Koch and Kelly Johnson  
 Technical fouls: Mississippi State-None. Southern Miss-None.  
 Attendance: 2890

Score by periods	1st	2nd	3rd	4th	Total
Mississippi State	21	12	18	21	72
Southern Miss	6	16	12	16	50

Last FG - MS 4th-00:22, USM 4th-00:10.  
 Largest lead - MS by 24 4th-02:28, USM None.  
 MS led for 39:48. USM led for 00:00. Game was tied for 00:12.  
 Score tied - 0 times.  
 Lead changed - 0 times.

## GAME 10 — DEC. 13, 2016 • LITTLE ROCK, ARK.

5/5 MISSISSIPPI ST.	1ST	2ND	3RD	4TH	FINAL
LITTLE ROCK	11	14	13	20	58
	11	13	10	10	44

### Mississippi State 58 • 10-0

#	Player	Total			Rebounds			PF	TP	A	TO	Blk	Stl	Min
		FG-FGA	3-PT	FT-FTA	Off	Def	Tot							
03	Breanna Richardson	2-3	0-0	0-0	2	1	3	3	4	0	2	0	1	10
45	Chinwe Okorie	4-8	0-0	0-0	0	2	2	3	8	1	1	0	1	26
02	Morgan William	3-6	0-0	4-6	0	1	1	1	10	2	0	0	0	37
11	Roshunda Johnson	0-4	0-0	0-0	1	2	3	1	0	2	2	0	0	24
35	Victoria Vivians	7-14	1-2	2-4	1	3	4	2	17	3	4	0	1	30
01	Blair Schaefer	3-4	3-3	3-4	0	0	0	0	1	12	1	1	0	24
10	Jazzmun Holmes	0-0	0-0	0-0	0	0	0	0	0	0	0	0	0	3
12	Jacaira Allen	0-0	0-0	0-0	0	1	1	0	0	0	0	0	0	2
13	Ketara Chapel	1-2	0-0	0-0	2	2	4	2	2	4	1	0	1	30
15	Teaira McCowan	2-3	0-0	1-2	2	3	5	3	5	0	1	1	0	14
	Team				1	3	4							
	Totals	22-44	4-5	10-16	9	18	27	16	58	14	13	1	5	200

1st - FG %:	5-14	35.7%	2nd: 4-8	50.0%	3rd: 5-10	50.0%	4th: 8-12	66.7%	Game:	22-44	50.0%	Deadball	
3FG %:	1-1	100.0%	1-2	50.0%	1-1	100.0%	1-1	100.0%	4-5	80.0%		Rebounds	
FT %:	0-0	0.0%	5-6	83.3%	2-4	50.0%	3-6	50.0%	10-16	62.5%			

### Little Rock 44 • 5-5

#	Player	Total			Rebounds			PF	TP	A	TO	Blk	Stl	Min
		FG-FGA	3-PT	FT-FTA	Off	Def	Tot							
00	DeGray, Ronjanae	7-7	0-0	4-5	1	2	3	2	18	0	1	0	1	39
40	Pratt, Kaitlyn	1-4	0-0	0-0	1	5	6	4	2	1	5	0	0	32
02	Townson, Monique	2-3	0-0	1-1	1	2	3	4	5	2	7	0	1	38
13	Collins, Sharde'	5-15	1-2	0-0	0	2	2	4	11	0	2	0	0	24
23	Collier, Kyra	2-8	0-2	0-1	0	1	1	4	4	2	3	0	1	26
05	Dillard, Carolee	0-1	0-0	0-0	1	1	2	0	0	0	0	0	0	9
24	Lytle, Emily	1-1	0-0	0-0	0	0	0	0	1	2	0	1	0	15
30	DeGray, Raeyana	1-1	0-0	0-1	1	0	1	1	2	1	1	0	0	17
	Team				1	2	3							
	Totals	19-40	1-4	5-8	6	15	21	20	44	6	21	0	3	200

1st - FG %:	5-14	35.7%	2nd: 6-10	60.0%	3rd: 3-7	42.9%	4th: 5-9	55.6%	Game:	19-40	47.5%	Deadball	
3FG %:	1-2	50.0%	0-1	0.0%	0-0	0.0%	0-1	0.0%	1-4	25.0%		Rebounds	
FT %:	0-0	0.0%	1-3	33.3%	4-5	80.0%	0-0	0.0%	5-8	62.5%			

Officials: Luis Gonzalez, Bill Larence, Missy Brooks  
 Technical fouls: Mississippi State-None. Little Rock-None.  
 Attendance: 1534

Score by periods	1st	2nd	3rd	4th	Total
Mississippi State	11	14	13	20	58
Little Rock	11	13	10	10	44

Last FG - MS 4th-00:29, LR 4th-01:37.  
 Largest lead - MS by 14 4th-02:55, LR by 5 2nd-06:04.  
 MS led for 24:39. LR led for 09:34. Game was tied for 05:47.  
 Score tied - 4 times.  
 Lead changed - 8 times.

## GAME 11 — DEC. 16, 2016 • LOS ANGELES, CALIF.

SMU	1ST	2ND	3RD	4TH	FINAL
5/5 MISSISSIPPI ST.	8	10	14	10	42
	19	25	31	16	91

### SMU 42 • 6-4

#	Player	Total			Rebounds			PF	TP	A	TO	Blk	Stl	Min
		FG-FGA	3-PT	FT-FTA	Off	Def	Tot							
10	FROLING, Alicia	1-5	0-0	3-6	1	5	6	3	5	1	4	0	0	27
20	THOMAS, Dai'ja	0-3	0-0	1-2	2	3	5	0	1	2	3	0	1	20
00	PERRY, Kiara	6-10	0-1	5-6	0	3	3	2	17	2	3	0	1	27
03	ADAMS, McKenzie	1-7	0-1	1-1	1	1	2	1	3	0	1	0	0	22
12	BOLTON, Morgan	1-6	1-3	0-0	0	3	3	1	3	0	0	0	0	22
01	OWENS, Devri	0-3	0-3	0-0	0	1	1	0	0	0	1	0	1	14
04	REESE, Mikayla	0-2	0-0	0-0	0	0	0	4	0	1	5	1	2	12
05	DEGAR, Aurmani	0-0	0-0	1-2	0	0	0	0	1	0	1	0	0	3
13	BRADSHAW, Klara	3-4	0-0	0-2	1	1	2	0	6	1	1	0	0	14
15	COLLINS, Stephanie	2-3	0-0	2-6	0	3	3	4	6	1	1	0	0	21
24	MICKENS, Amray	0-3	0-0	0-0	0	0	0	3	0	1	4	0	1	12
25	BRANDT, Amara	0-0	0-0	0-0	0	1	1	0	0	0	0	0	1	6
	Team				7	2	9			2				
	Totals	14-47	1-8	13-25	12	23	35	19	42	9	29	5	7	200

1st - FG %:	3-13	23.1%	2nd: 3-14	21.4%
-------------	------	-------	-----------	-------

# 2016-17 GAME RECAPS

## GAME 13 — DEC. 20, 2016 • STARKVILLE, MISS.

<b>ALABAMA ST.</b>	<b>1ST</b>	<b>2ND</b>	<b>3RD</b>	<b>4TH</b>	<b>FINAL</b>
<b>5/5 MISSISSIPPI ST.</b>	<b>14</b>	<b>8</b>	<b>17</b>	<b>8</b>	<b>47</b>
	<b>15</b>	<b>23</b>	<b>25</b>	<b>27</b>	<b>90</b>

Alabama St. 47 • 1-8

#	Player	Total			3-Ptr			Rebounds			PF	TP	A	TO	Blk	Stl	Min
		FG-FGA	FG-FGA	FT-FTA	FG-FGA	FG-FGA	FT-FTA	Off	Def	Tot							
22	Kayla Stephens	f	1-2	0-0	0-0	0	0	0	4	2	1	2	0	2	30		
24	Briney Wright	f	5-9	2-4	0-0	0	5	5	2	12	0	3	0	0	28		
35	Zomoria Clark	c	1-3	0-0	0-0	1	1	2	2	0	2	0	0	0	12		
11	Shanyiah Smith	g	0-2	0-0	2-2	0	2	2	2	2	4	4	0	1	17		
14	Elisiah Jones	g	0-1	0-0	0-0	0	1	1	5	0	0	2	0	0	8		
02	Danielle Clark	g	0-1	0-1	0-0	0	1	1	0	0	0	0	0	0	3		
04	Ziara Doe	g	0-0	0-0	0-2	0	0	0	0	0	0	0	0	0	3		
05	Damyia Toney	g	5-12	0-1	1-1	0	2	2	3	11	1	2	0	0	21		
30	Miracle Mayo	g	1-6	0-0	3-4	2	3	5	3	5	1	1	0	2	18		
33	Danielle Ewert	g	3-7	1-4	6-6	1	2	3	4	13	3	7	1	0	31		
34	Victoria Harvey	g	0-0	0-0	0-0	0	3	3	1	0	0	1	0	0	14		
54	Tatyana Calhoun	g	0-1	0-0	0-0	0	2	2	0	0	3	0	0	0	15		
Team						3	1	4			2						
Totals			16-44	3-10	12-15	7	23	30	30	47	10	29	1	5	200		

1st - FG %: 6-12 50.0%    2nd: 2-8 25.0%    3rd: 5-15 33.3%    4th: 3-9 33.3%    Game: 16-44 36.4%    Deadball Rebounds: 2

3FG %: 2-2 100.0%    1-4 25.0%    0-2 0.0%    0-2 0.0%    3-10 30.0%

FT %: 0-0 0.0%    3-4 75.0%    8-11 72.7%    2-4 50.0%    12-15 80.0%

Mississippi State 90 • 13-0

#	Player	Total			3-Ptr			Rebounds			PF	TP	A	TO	Blk	Stl	Min
		FG-FGA	FG-FGA	FT-FTA	FG-FGA	FG-FGA	FT-FTA	Off	Def	Tot							
03	Breanna Richardson	f	0-0	0-0	0-2	1	1	2	1	0	1	3	0	0	11		
45	Chinwe Okorie	c	3-5	0-0	1-2	2	2	4	0	7	0	1	2	0	18		
02	Morgan William	g	2-4	0-0	5-8	0	0	4	4	5	0	0	2	2	24		
11	Roshunda Johnson	g	3-5	2-4	1-2	2	2	4	3	9	1	3	0	3	22		
35	Victoria Vivians	g	9-20	4-12	6-7	0	5	5	0	28	4	1	0	1	32		
01	Blair Schaefer	g	1-9	1-6	3-4	0	1	1	2	6	1	0	0	0	20		
04	Ameshya Williams	g	4-5	0-0	4-5	4	2	6	1	12	1	1	0	3	16		
10	Jazzmun Holmes	g	1-2	1-1	3-4	1	3	4	2	6	5	1	0	0	16		
12	Jacaira Allen	g	2-5	0-0	0-0	0	0	0	0	4	0	1	0	1	7		
13	Ketara Chapel	g	0-1	0-0	0-0	2	0	2	1	0	0	0	0	2	13		
15	Teaira McCowan	g	2-4	0-0	5-6	2	4	6	1	9	0	1	2	1	18		
25	Zion Campbell	g	0-1	0-0	0-0	2	1	3	2	0	1	0	0	0	3		
Team						2	1	3									
Totals			27-61	8-23	28-40	18	22	40	17	90	19	12	4	13	200		

1st - FG %: 6-16 37.5%    2nd: 7-15 46.7%    3rd: 7-14 50.0%    4th: 7-16 43.8%    Game: 27-61 44.3%    Deadball Rebounds: 5

3FG %: 0-5 0.0%    3-6 50.0%    3-8 37.5%    2-4 50.0%    8-23 34.8%

FT %: 3-4 75.0%    6-8 75.0%    8-11 72.7%    11-17 64.7%    28-40 70.0%

Officials: Scott Yarbrough, Tina Napier, Carla Fountain  
 Technical fouls: Alabama St.-Danielle Ewert; TEAM. Mississippi State-None.  
 Attendance: 5786

Score by periods

	1st	2nd	3rd	4th	Total
Alabama St.	14	8	17	8	47
Mississippi State	15	23	25	27	90

	Points	In	Off	2nd	Fast	Bench
Alabama St.	ALST	12	7	2	7	29
Mississippi State	MS	30	40	16	12	37

Last FG - ALST 4th-04:37, MS 4th-01:20.  
 Largest lead - ALST None, MS by 45 4th-00:52.  
 ALST led for 00:00. MS led for 37:57. Game was tied for 02:03.  
 Score tied - 2 times.  
 Lead changed - 0 times.

## GAME 14 — DEC. 28, 2016 • STARKVILLE, MISS.

<b>NORTHWESTERN ST.</b>	<b>1ST</b>	<b>2ND</b>	<b>3RD</b>	<b>4TH</b>	<b>FINAL</b>
<b>5/5 MISSISSIPPI ST.</b>	<b>9</b>	<b>4</b>	<b>6</b>	<b>11</b>	<b>30</b>
	<b>31</b>	<b>15</b>	<b>30</b>	<b>30</b>	<b>106</b>

Northwestern St. 30 • 6-5

#	Player	Total			3-Ptr			Rebounds			PF	TP	A	TO	Blk	Stl	Min
		FG-FGA	FG-FGA	FT-FTA	FG-FGA	FG-FGA	FT-FTA	Off	Def	Tot							
31	Miller, Victoria	f	0-2	0-0	1-1	0	0	0	1	1	0	2	0	0	11		
32	Brown, Chyenne	c	1-3	0-0	0-0	3	0	3	4	2	0	0	0	0	10		
05	Thomas, Sami	g	1-8	0-2	0-0	2	1	3	2	2	4	6	0	0	17		
12	Abboud, Shahd	g	1-4	0-2	0-0	0	1	1	1	2	0	0	1	0	16		
30	Attura, Beatrice	g	2-12	0-6	0-0	0	4	4	2	4	2	2	0	1	25		
01	Bell, Gabby	g	1-5	0-1	2-6	1	1	2	3	4	1	4	0	2	18		
02	Randall, Nia	g	0-2	0-2	0-0	0	0	0	0	2	0	0	0	0	6		
15	Johnson, Jasmyn	g	1-4	0-0	0-0	1	2	3	0	2	0	2	0	1	15		
21	Scott, Jocelyn	g	0-3	0-1	0-0	1	2	3	1	0	0	1	0	2	22		
22	Gilliam, Libba	g	2-5	0-2	2-2	0	1	1	1	6	0	3	0	0	15		
23	Jackson, Gabby	g	3-6	1-2	0-0	3	4	7	3	7	0	5	0	0	23		
44	Youngblood, Tia	g	0-5	0-1	0-0	3	1	4	3	0	0	4	0	0	22		
Team						3	3	6			3						
Totals			12-59	1-19	5-9	17	20	37	23	30	7	32	1	6	200		

1st - FG %: 4-11 36.4%    2nd: 2-16 12.5%    3rd: 3-15 20.0%    4th: 3-17 17.6%    Game: 12-59 20.3%    Deadball Rebounds: 2

3FG %: 0-3 0.0%    0-7 0.0%    0-2 0.0%    1-7 14.3%

FT %: 1-1 100.0%    0-0 0.0%    0-0 0.0%    4-8 50.0%

Mississippi State 106 • 14-0

#	Player	Total			3-Ptr			Rebounds			PF	TP	A	TO	Blk	Stl	Min
		FG-FGA	FG-FGA	FT-FTA	FG-FGA	FG-FGA	FT-FTA	Off	Def	Tot							
03	Breanna Richardson	f	10-12	0-0	1-2	4	4	8	2	21	2	0	2	2	25		
45	Chinwe Okorie	c	3-6	0-0	1-2	4	1	5	1	7	0	0	0	0	14		
01	Blair Schaefer	g	3-9	3-6	4-4	0	0	0	1	13	2	2	1	1	24		
02	Morgan William	g	0-1	0-0	4-4	0	1	1	3	4	3	1	0	1	16		
35	Victoria Vivians	g	9-16	3-7	1-2	0	4	4	0	22	3	2	0	5	25		
00	Dominique Dillingham	g	1-6	1-2	0-0	1	3	4	1	3	2	0	1	0	19		
04	Ameshya Williams	g	5-9	0-0	2-5	1	4	5	2	12	0	2	3	1	15		
10	Jazzmun Holmes	g	1-5	1-2	0-0	1	2	3	3	7	2	1	1	2	24		
12	Jacaira Allen	g	1-2	0-0	3-4	1	2	3	2	5	3	1	0	3	11		
15	Teaira McCowan	g	5-7	0-0	4-8	6	6	12	1	14	1	1	4	1	23		
25	Zion Campbell	g	1-1	0-0	0-0	0	2	2	0	2	0	0	0	0	4		
Team						2	2	4									
Totals			39-74	8-17	20-31	20	31	51	16	106	23	11	12	15	200		

1st - FG %: 12-23 52.2%    2nd: 6-15 40.0%    3rd: 11-14 78.6%    4th: 10-22 45.5%    Game: 39-74 52.7%    Deadball Rebounds: 6,1

3FG %: 1-7 14.3%    1-1 100.0%    3-3 100.0%    3-6 50.0%

FT %: 6-8 75.0%    2-6 33.3%    5-8 62.5%    7-9 77.8%

Officials: Michael McConnell, Jennifer Rezac, Rod Creech  
 Technical fouls: Northwestern St.-TEAM. Mississippi State-None.  
 Attendance: 6352

Score by periods

	1st	2nd	3rd	4th	Total
Northwestern St.	9	4	6	11	30
Mississippi State	31	15	30	30	106

	Points	In	Off	2nd	Fast	Bench
Northwestern St.	NWST	16	4	6	0	19
Mississippi State	MS	56	47	26	14	39

Last FG - NWST 4th-01:56, MS 4th-00:23.  
 Largest lead - NWST None, MS by 76 4th-00:23.  
 NWST led for 00:00. MS led for 39:43. Game was tied for 00:17.  
 Score tied - 0 times.  
 Lead changed - 0 times.

## GAME 15 — JAN. 1, 2017 • STARKVILLE, MISS.

<b>LSU</b>	<b>1ST</b>	<b>2ND</b>	<b>3RD</b>	<b>4TH</b>	<b>FINAL</b>
<b>5/5 MISSISSIPPI ST.</b>	<b>10</b>	<b>9</b>	<b>15</b>	<b>14</b>	<b>48</b>
	<b>19</b>	<b>18</b>	<b>22</b>	<b>15</b>	<b>74</b>

LSU 48 • 11-3 (0-1 SEC)

#	Player	Total			3-Ptr			Rebounds			PF	TP	A	TO	Blk	Stl	Min
		FG-FGA	FG-FGA	FT-FTA	FG-FGA	FG-FGA	FT-FTA	Off	Def	Tot							
05	MITCHELL, Ayana	f	2-4	0-0	0-2	2	2	4	4	4	0	0	0	2	24		
20	HYDER, Alexis	f	1-5	0-1	1-3	2	3	5	5	3	2	5	1	1	25		
00	JACKSON, Chloe	g	7-15	0-1	0-0	1	4	5	2	14	1	1	0	1	33		
11	MONCRIEF, Raigyne	g	5-12	0-0	2-4	2	2	4	5	12	0	1	0	3	32		
13	HILL, Rina	g	2-9	0-0	5-6	1	0	1	2	9	0	2	0	3	31		
02	NORTON, Shanice	g	0-1	0-0	0-0	0	1	1	2	0	0	0	0	0	10		
10	RHODES, Jasmine	g	1-4	0-0	1-2	2	2	4	2	3	2	4	0	0	20		
30	RICHARD-HARRIS, J.	g	0-2	0-1	0-0	1	0	1	0	1	0	2	0	0	15		
44	NEUBERT, Tatum	g	0-1	0-1	3-4	0	0	0	0	3	1	1	0	0	10		
Team						2	1	3			1						
Totals			18-53	0-4	12-21	13	15	28	23	48	6	20	1	10	200		

1st - FG %: 5-18 27.8%    2nd: 4-13 30.8%    3rd: 4-9 44.4%    4th: 5-13 38.5%    Game: 18-53 34.0%    Deadball Rebounds: 4

3FG %: 0-1 0.0%

**MISSISSIPPI STATE BASKETBALL**  
**Mississippi State Combined Team Statistics (as of Jan 01, 2017)**  
**All games**

RECORD:	OVERALL	HOME	AWAY	NEUTRAL
ALL GAMES	15-0	4-0	6-0	5-0
CONFERENCE	1-0	1-0	0-0	0-0
NON-CONFERENCE	14-0	3-0	6-0	5-0

##	Player	gp-gs	min	avg	Total			3-Point		F-Throw		Rebounds					pts	avg				
					fg-fga	fg%	3fg-fga	3fg%	ft-fa	ft%	off	def	tot	avg	pf	dq			a	to	blk	stl
35	Victoria Vivians	15-15	400	26.7	94-217	.433	29-85	.341	34-45	.756	9	54	63	4.2	31	1	24	27	1	24	251	16.7
02	Morgan William	15-15	387	25.8	45-87	.517	4-16	.250	64-79	.810	6	19	25	1.7	28	0	59	38	1	30	158	10.5
45	Chinwe Okorie	15-15	330	22.0	64-107	.598	0-0	.000	22-51	.431	49	44	93	6.2	37	2	3	14	11	6	150	10.0
11	Roshunda Johnson	14-6	247	17.6	39-82	.476	24-52	.462	13-16	.813	10	15	25	1.8	19	0	16	17	0	17	115	8.2
03	Breanna Richardson	15-15	294	19.6	49-81	.605	0-1	.000	20-28	.714	34	36	70	4.7	36	0	18	25	6	10	118	7.9
00	Dominique Dillingham	9-8	235	26.1	22-53	.415	7-16	.438	11-12	.917	9	16	25	2.8	17	0	18	7	2	13	62	6.9
15	Teaira McCowan	15-0	234	15.6	34-72	.472	0-0	.000	23-42	.548	34	51	85	5.7	34	1	6	13	16	10	91	6.1
01	Blair Schaefer	15-1	243	16.2	24-69	.348	19-44	.432	20-23	.870	0	13	13	0.9	17	0	8	9	1	9	87	5.8
04	Ameshya Williams	10-0	84	8.4	18-41	.439	0-0	.000	16-22	.727	19	21	40	4.0	10	0	1	7	8	8	52	5.2
12	Jacaira Allen	14-0	96	6.9	20-40	.500	0-1	.000	8-10	.800	7	9	16	1.1	12	0	9	13	0	8	48	3.4
10	Jazzmun Holmes	15-0	208	13.9	16-36	.444	3-5	.600	13-18	.722	6	17	23	1.5	23	0	57	19	2	12	48	3.2
13	Ketara Chapel	14-0	247	17.6	14-28	.500	0-0	.000	5-6	.833	21	14	35	2.5	15	0	19	15	4	10	33	2.4
25	Zion Campbell	8-0	20	2.5	4-5	.800	0-0	.000	0-2	.000	3	5	8	1.0	3	0	1	1	0	1	8	1.0
Team											27	27	54		2		3					
Total.....		15	3025		443-918	.483	86-220	.391	249-354	.703	234	341	575	38.3	284	4	239	208	52	158	1221	81.4
Opponents.....		15	3025		289-747	.387	44-180	.244	169-236	.716	134	286	420	28.0	347	-	140	335	38	93	791	52.7

TEAM STATISTICS	MS	OPP	Date	Opponent	Score	Att.
SCORING	1221	791	!	11/11/16	vs Villanova	w 108-62 2416
Points per game	81.4	52.7	!	11/12/16	at Maine	w 87-43 2182
Scoring margin	+28.7	-	&	11/16/16	vs Tulane	w 66-49 1724
FIELD GOALS-ATT	443-918	289-747		11/20/16	TEXAS	w 79-68 7764
Field goal pct	.483	.387	^	11/25/16	vs Oregon	w 75-63 5838
3 POINT FG-ATT	86-220	44-180	^	11/26/16	vs San Jose State	w 88-51 2042
3-point FG pct	.391	.244	^	11/27/16	at Hawaii	w 66-41 5508
3-pt FG made per game	5.7	2.9	%	12-03-16	at Iowa State	Wot 85-81 10643
FREE THROWS-ATT	249-354	169-236		12/09/16	at Southern Miss	w 72-50 2890
Free throw pct	.703	.716		12/13/16	at Little Rock	w 58-44 1534
F-Throws made per game	16.6	11.3	#	12/16/16	vs SMU	w 91-42 717
REBOUNDS	575	420	#	12/18/16	at USC	w 76-72 1213
Rebounds per game	38.3	28.0		12/20/16	ALABAMA ST.	w 90-47 5786
Rebounding margin	+10.3	-		12/28/16	NORTHWESTERN ST.	w 106-30 6352
ASSISTS	239	140	*	01/01/17	LSU	w 74-48 5849
Assists per game	15.9	9.3				
TURNOVERS	208	335	! = Maine Tipoff Tournament (Bangor, Maine)			
Turnovers per game	13.9	22.3	& = Biloxi, Miss. (Miss. Coast Coliseum)			
Turnover margin	+8.5	-	^ = Rainbow Wahine Showdown (Honolulu, Hawaii)			
Assist/turnover ratio	1.1	0.4	# = Women of Troy Classic (Los Angeles, Calif.)			
STEALS	158	93	* = Conference game			
Steals per game	10.5	6.2				
BLOCKS	52	38				
Blocks per game	3.5	2.5				
ATTENDANCE	25751	36707				
Home games-Avg/Game	4-6438	6-3995				
Neutral site-Avg/Game	-	5-2547				

Score by Periods	1st	2nd	3rd	4th	OT	Totals
Mississippi State	276	291	313	327	14	1221
Opponents	177	178	218	208	10	791

**MISSISSIPPI STATE BASKETBALL**  
**Mississippi State Combined Team Statistics (as of Jan 01, 2017)**  
**Conference games**

<b>RECORD:</b>	<b>OVERALL</b>	<b>HOME</b>	<b>AWAY</b>	<b>NEUTRAL</b>
ALL GAMES	1-0	1-0	0-0	0-0
CONFERENCE	1-0	1-0	0-0	0-0
NON-CONFERENCE	0-0	0-0	0-0	0-0

##	Player	gp-gs	min	avg	Total		3-Point		F-Throw		Rebounds				pf	dq	a	to	blk	stl	pts	avg
					fg-fga	fg%	3fg-fga	3fg%	ft-fga	ft%	off	def	tot	avg								
35	Victoria Vivians	1-1	35	35.0	8-14	.571	3-7	.429	5-6	.833	2	10	12	12.0	3	0	0	3	0	3	24	24.0
45	Chinwe Okorie	1-1	24	24.0	8-10	.800	0-0	.000	1-2	.500	2	4	6	6.0	2	0	0	1	1	0	17	17.0
02	Morgan William	1-1	25	25.0	2-5	.400	1-1	1.000	1-2	.500	0	1	1	1.0	4	0	7	4	0	4	6	6.0
13	Ketara Chapel	1-0	23	23.0	2-3	.667	0-0	.000	2-2	1.000	1	1	2	2.0	1	0	0	1	0	0	6	6.0
11	Roshunda Johnson	1-0	10	10.0	2-2	1.000	1-1	1.000	0-0	.000	0	1	1	1.0	2	0	0	1	0	1	5	5.0
03	Breanna Richardson	1-1	15	15.0	2-5	.400	0-1	.000	0-0	.000	1	2	3	3.0	3	0	2	2	0	0	4	4.0
00	Dominique Dillingham	1-1	30	30.0	1-6	.167	0-3	.000	2-2	1.000	0	1	1	1.0	2	0	2	1	1	2	4	4.0
15	Teaira McCowan	1-0	13	13.0	1-2	.500	0-0	.000	1-2	.500	1	4	5	5.0	3	0	1	1	1	1	3	3.0
10	Jazzmun Holmes	1-0	15	15.0	1-1	1.000	0-0	.000	0-0	.000	0	1	1	1.0	2	0	6	4	0	1	2	2.0
25	Zion Campbell	1-0	2	2.0	1-1	1.000	0-0	.000	0-2	.000	0	1	1	1.0	0	0	0	1	0	0	2	2.0
12	Jacaira Allen	1-0	4	4.0	0-0	.000	0-0	.000	1-2	.500	0	0	0	0.0	0	0	0	0	0	1	1	1.0
01	Blair Schaefer	1-0	1	1.0	0-0	.000	0-0	.000	0-0	.000	0	0	0	0.0	0	0	0	0	0	0	0	0.0
04	Ameshya Williams	1-0	3	3.0	0-0	.000	0-0	.000	0-0	.000	0	0	0	0.0	0	0	0	0	0	0	0	0.0
Team											2	1	3									
Total.....		1	200		28-49	.571	5-13	.385	13-20	.650	9	27	36	36.0	22	0	18	19	3	13	74	74.0
Opponents.....		1	200		18-53	.340	0-4	.000	12-21	.571	13	15	28	28.0	23	-	6	20	1	10	48	48.0

TEAM STATISTICS	MS	OPP	Date	Opponent	Score	Att.
SCORING	74	48	* 01/01/17	LSU	w 74-48	5849
Points per game	74.0	48.0	! = Maine Tipoff Tournament (Bangor, Maine)			
Scoring margin	+26.0	-	& = Biloxi, Miss. (Miss. Coast Coliseum)			
FIELD GOALS-ATT	28-49	18-53	^ = Rainbow Wahine Showdown (Honolulu, Hawaii)			
Field goal pct	.571	.340	# = Women of Troy Classic (Los Angeles, Calif.)			
3 POINT FG-ATT	5-13	0-4	* = Conference game			
3-point FG pct	.385	.000				
3-pt FG made per game	5.0	0.0				
FREE THROWS-ATT	13-20	12-21				
Free throw pct	.650	.571				
F-Throws made per game	13.0	12.0				
REBOUNDS	36	28				
Rebounds per game	36.0	28.0				
Rebounding margin	+8.0	-				
ASSISTS	18	6				
Assists per game	18.0	6.0				
TURNOVERS	19	20				
Turnovers per game	19.0	20.0				
Turnover margin	+1.0	-				
Assist/turnover ratio	0.9	0.3				
STEALS	13	10				
Steals per game	13.0	10.0				
BLOCKS	3	1				
Blocks per game	3.0	1.0				
ATTENDANCE	5849	0				
Home games-Avg/Game	1-5849	0-0				
Neutral site-Avg/Game	-	0-0				

Score by Periods	1st	2nd	3rd	4th	Totals
Mississippi State	19	18	22	15	74
Opponents	10	9	15	14	48

**MISSISSIPPI STATE BASKETBALL**  
**Mississippi State Team Game-by-Game Comparison (as of Jan 01, 2017)**  
**All games**

Opponent	1st	2nd	Score	Mar	Total FG	FG Pct	3-Pointers	3FG Pct	Free Throws	FT Pct	Rebounds	Assist	T/Over	Block	Steal	Fouls
Villanova	55/26	53/36	108-62	+46	38-62/21-57	.613/.368	4-5/1-14	.800/.071	28-35/19-26	.800/.731	43/24 +19	15/11	6/12	1/0	4/3	26/27
Maine	46/23	41/20	87-43	+44	32-61/17-45	.525/.378	11-21/2-12	.524/.167	12-15/7-10	.800/.700	36/23 +13	21/9	15/26	1/2	13/3	22/19
Tulane	36/16	30/33	66-49	+17	22-61/19-40	.361/.475	4-17/2-10	.235/.200	18-29/9-11	.621/.818	39/26 +13	10/5	17/27	2/3	15/6	19/22
TEXAS	42/25	37/43	79-68	+11	27-57/27-56	.474/.482	2-11/2-12	.182/.167	23-28/12-16	.821/.750	26/36 (10)	8/13	13/24	3/4	13/6	22/28
Oregon	39/30	36/33	75-63	+12	27-52/23-52	.519/.442	4-11/5-18	.364/.278	17-22/12-16	.773/.750	28/24 +4	13/12	14/16	4/2	5/5	19/27
San Jose State	38/22	50/29	88-51	+37	38-84/20-54	.452/.370	6-16/4-16	.375/.250	6-13/7-11	.462/.636	58/28 +30	19/6	13/24	5/0	7/6	11/18
Hawaii	33/19	33/22	66-41	+25	26-64/13-41	.406/.317	6-18/2-12	.333/.167	8-14/13-15	.571/.867	39/27 +12	16/5	20/30	1/2	14/11	20/21
Iowa State	26/43	45/28	85-81	+4	31-64/26-53	.484/.491	7-17/10-15	.412/.667	16-23/19-21	.696/.905	31/27 +4	13/16	13/18	4/3	12/5	24/23
Southern Miss	33/22	39/28	72-50	+22	28-62/18-52	.452/.346	1-11/4-15	.091/.267	15-20/10-14	.750/.714	44/30 +14	19/11	14/16	2/3	9/8	11/21
Little Rock	25/24	33/20	58-44	+14	22-44/19-40	.500/.475	4-5/1-4	.800/.250	10-16/5-8	.625/.625	27/21 +6	14/6	13/21	1/0	5/3	16/20
SMU	44/18	47/24	91-42	+49	34-66/14-47	.515/.298	11-21/1-8	.524/.125	12-19/13-25	.632/.520	37/35 +2	22/9	13/29	6/5	12/7	21/19
USC	29/33	47/39	76-72	+4	24-57/26-54	.421/.481	5-14/6-11	.357/.545	23-29/14-18	.793/.778	40/24 +16	9/14	15/11	3/11	8/9	18/26
ALABAMA ST.	38/22	52/25	90-47	+43	27-61/16-44	.443/.364	8-23/3-10	.348/.300	28-40/12-15	.700/.800	40/30 +10	19/10	12/29	4/1	13/5	17/30
NORTHWESTERN ST.	46/13	60/17	106-30	+76	39-74/12-59	.527/.203	8-17/1-19	.471/.053	20-31/5-9	.645/.556	51/37 +14	23/7	11/32	12/1	15/6	16/23
LSU	37/19	37/29	74-48	+26	28-49/18-53	.571/.340	5-13/0-4	.385/.000	13-20/12-21	.650/.571	36/28 +8	18/6	19/20	3/1	13/10	22/23

Note: Game totals are displayed in the format TEAM/OPPONENT for each category

MISSISSIPPI STATE BASKETBALL  
Mississippi State Category Leaders (as of Jan 01, 2017)  
All games

Points	G	Pts	Pts/G	Scoring Average	G	Pts	Avg/G
Victoria Vivians	15	251	16.7	Victoria Vivians	15	251	16.7
Morgan William	15	158	10.5	Morgan William	15	158	10.5
Chinwe Okorie	15	150	10.0	Chinwe Okorie	15	150	10.0
Breanna Richardson	15	118	7.9	Roshunda Johnson	14	115	8.2
Roshunda Johnson	14	115	8.2	Breanna Richardson	15	118	7.9
Teaira McCowan	15	91	6.1	Dominique Dillingham	9	62	6.9
Blair Schaefer	15	87	5.8	Teaira McCowan	15	91	6.1
Dominique Dillingham	9	62	6.9	Blair Schaefer	15	87	5.8
Ameshya Williams	10	52	5.2	Ameshya Williams	10	52	5.2
Jazzmun Holmes	15	48	3.2	Jacaira Allen	14	48	3.4
Jacaira Allen	14	48	3.4	Jazzmun Holmes	15	48	3.2
Ketara Chapel	14	33	2.4	Ketara Chapel	14	33	2.4

FG Percentage	FG	Att	Pct	Field Goal Attempts	G	Att	Att/G
Zion Campbell	4	5	.800	Victoria Vivians	15	217	14.5
Breanna Richardson	49	81	.605	Chinwe Okorie	15	107	7.1
Chinwe Okorie	64	107	.598	Morgan William	15	87	5.8
Morgan William	45	87	.517	Roshunda Johnson	14	82	5.9
Jacaira Allen	20	40	.500	Breanna Richardson	15	81	5.4
Ketara Chapel	14	28	.500				
Roshunda Johnson	39	82	.476	Field Goals Made	G	Made	Made/G
Teaira McCowan	34	72	.472	Victoria Vivians	15	94	6.3
Jazzmun Holmes	16	36	.444	Chinwe Okorie	15	64	4.3
Ameshya Williams	18	41	.439	Breanna Richardson	15	49	3.3
Victoria Vivians	94	217	.433	Morgan William	15	45	3.0
Dominique Dillingham	22	53	.415	Roshunda Johnson	14	39	2.8

3-Point Percentage	3FG	Att	Pct	3-Point FG Attempts	G	Att	Att/G
Jazzmun Holmes	3	5	.600	Victoria Vivians	15	85	5.7
Roshunda Johnson	24	52	.462	Roshunda Johnson	14	52	3.7
Dominique Dillingham	7	16	.438	Blair Schaefer	15	44	2.9
Blair Schaefer	19	44	.432	Dominique Dillingham	9	16	1.8
Victoria Vivians	29	85	.341	Morgan William	15	16	1.1
Morgan William	4	16	.250				
Breanna Richardson	0	1	.000	3-Point FG Made	G	Made	Made/G
Jacaira Allen	0	1	.000	Victoria Vivians	15	29	1.9
				Roshunda Johnson	14	24	1.7
				Blair Schaefer	15	19	1.3
				Dominique Dillingham	9	7	0.8
				Morgan William	15	4	0.3

Free Throw Percent	FG	Att	Pct	Free Throw Attempts	G	Att	Att/G
Dominique Dillingham	11	12	.917	Morgan William	15	79	5.3
Blair Schaefer	20	23	.870	Chinwe Okorie	15	51	3.4
Ketara Chapel	5	6	.833	Victoria Vivians	15	45	3.0
Roshunda Johnson	13	16	.813	Teaira McCowan	15	42	2.8
Morgan William	64	79	.810	Breanna Richardson	15	28	1.9
Jacaira Allen	8	10	.800				
Victoria Vivians	34	45	.756	Free Throws Made	G	Made	Made/G
Ameshya Williams	16	22	.727	Morgan William	15	64	4.3
Jazzmun Holmes	13	18	.722	Victoria Vivians	15	34	2.3
Breanna Richardson	20	28	.714	Teaira McCowan	15	23	1.5
Teaira McCowan	23	42	.548	Chinwe Okorie	15	22	1.5
Chinwe Okorie	22	51	.431	Blair Schaefer	15	20	1.3
				Breanna Richardson	15	20	1.3



MISSISSIPPI STATE BASKETBALL  
Mississippi State Category Leaders (as of Jan 01, 2017)  
All games

Rebounds	G	Reb	Reb/G
Chinwe Okorie	15	93	6.2
Teaira McCowan	15	85	5.7
Breanna Richardson	15	70	4.7
Victoria Vivians	15	63	4.2
Ameshya Williams	10	40	4.0

Rebound Average	G	Reb	Avg/G
Chinwe Okorie	15	93	6.2
Teaira McCowan	15	85	5.7
Breanna Richardson	15	70	4.7
Victoria Vivians	15	63	4.2
Ameshya Williams	10	40	4.0

Offensive Rebounds	G	No.	Avg/G
Chinwe Okorie	15	49	3.3
Teaira McCowan	15	34	2.3
Breanna Richardson	15	34	2.3
Ketara Chapel	14	21	1.5
Ameshya Williams	10	19	1.9

Defensive Rebounds	G	No.	Avg/G
Victoria Vivians	15	54	3.6
Teaira McCowan	15	51	3.4
Chinwe Okorie	15	44	2.9
Breanna Richardson	15	36	2.4
Ameshya Williams	10	21	2.1

Fouls	G	No.	Per/G
Chinwe Okorie	15	37	2.5
Breanna Richardson	15	36	2.4
Teaira McCowan	15	34	2.3
Victoria Vivians	15	31	2.1
Morgan William	15	28	1.9

Foulsouts	G	No.
Chinwe Okorie	15	2
Teaira McCowan	15	1
Victoria Vivians	15	1

Assists	G	No.	Ast/G
Morgan William	15	59	3.9
Jazzmun Holmes	15	57	3.8
Victoria Vivians	15	24	1.6
Ketara Chapel	14	19	1.4
Breanna Richardson	15	18	1.2
Dominique Dillingham	9	18	2.0

Steals	G	No.	Stl/G
Morgan William	15	30	2.0
Victoria Vivians	15	24	1.6
Roshunda Johnson	14	17	1.2
Dominique Dillingham	9	13	1.4
Jazzmun Holmes	15	12	0.8

Blocked Shots	G	No.	Blk/G
Teaira McCowan	15	16	1.1
Chinwe Okorie	15	11	0.7
Ameshya Williams	10	8	0.8
Breanna Richardson	15	6	0.4
Ketara Chapel	14	4	0.3

Minutes	G	No.	Min/G
Victoria Vivians	15	400	26.7
Morgan William	15	387	25.8
Chinwe Okorie	15	330	22.0
Breanna Richardson	15	294	19.6
Roshunda Johnson	14	247	17.6
Ketara Chapel	14	247	17.6

Turnovers	G	No.	TO/G
Morgan William	15	38	2.5
Victoria Vivians	15	27	1.8
Breanna Richardson	15	25	1.7
Jazzmun Holmes	15	19	1.3
Roshunda Johnson	14	17	1.2

MISSISSIPPI STATE BASKETBALL  
Mississippi State Points-Rebounds-Assists (as of Jan 01, 2017)  
All games

Opponent	Date	Score	00		01		02		03		04		10		11	
					DILLINGHAM	SCHAEFER,B	WILLIAM,MO	RICHARDSON	WILLIAMS,A	HOLMES,JAZ	JOHNSON,RO					
vs Villanova	11/11/16	108-62	w	11-3-0	3-4-1	12-3-1	6-2-1	5-0-0	12-2-5	21-0-1						
at Maine	11/12/16	87-43	w	7-2-1	6-2-1	7-2-9	6-4-2	3-5-0	2-0-4	14-2-1						
vs Tulane	11/16/16	66-49	w	4-8-5	2-0-0	7-0-2	11-5-0	4-3-0	0-2-2	3-0-0						
TEXAS	11/20/16	79-68	w	10-1-2	0-0-0	23-6-0	0-2-1	DNP	3-0-1	9-1-0						
vs Oregon	11/25/16	75-63	w	7-3-3	0-1-0	14-1-5	4-5-0	DNP	0-0-1	8-2-1						
vs San Jose State	11/26/16	88-51	w	7-1-0	8-0-0	4-3-4	10-5-1	6-8-0	4-3-8	5-1-3						
at Hawaii	11/27/16	66-41	w	9-2-3	3-1-1	4-1-5	2-3-2	2-2-0	2-5-2	8-2-0						
at Iowa State	12-03-16	85-81	w	DNP	6-0-0	24-2-5	10-5-2	DNP	0-0-0	15-0-0						
at Southern Miss	12/09/16	72-50	w	DNP	7-3-0	5-1-6	19-10-3	4-4-0	2-0-3	0-3-3						
at Little Rock	12/13/16	58-44	w	DNP	12-0-1	10-1-2	4-3-0	DNP	0-0-0	0-3-2						
vs SMU	12/16/16	91-42	w	DNP	18-0-1	11-1-5	4-4-1	4-7-0	8-3-8	13-2-3						
at USC	12/18/16	76-72	w	DNP	3-1-0	18-2-0	17-9-0	DNP	4-0-5	5-4-1						
ALABAMA ST.	12/20/16	90-47	w	DNP	6-1-1	9-0-5	0-2-1	12-6-1	6-4-5	9-4-1						
NORTHWESTERN ST.	12/28/16	106-30	w	3-4-2	13-0-2	4-1-3	21-8-2	12-5-0	3-3-7	DNP						
LSU	01/01/17	74-48	w	4-1-2	0-0-0	6-1-7	4-3-2	0-0-0	2-1-6	5-1-0						

Opponent	Date	Score	12		13		15		25		35		45	
					ALLEN,JACA	CHAPEL,KET	MCCOWAN,TE	CAMPBELL,Z	VIVIANS,VI	OKORIE,CHI				
vs Villanova	11/11/16	108-62	w	10-6-0	2-4-4	11-7-0	DNP	4-2-1	11-8-1					
at Maine	11/12/16	87-43	w	2-1-0	2-0-1	8-7-1	2-0-0	26-3-1	2-3-0					
vs Tulane	11/16/16	66-49	w	0-0-0	2-3-1	7-4-0	0-0-0	17-2-0	9-8-0					
TEXAS	11/20/16	79-68	w	DNP	0-4-2	6-0-1	DNP	19-1-1	9-7-0					
vs Oregon	11/25/16	75-63	w	2-0-1	4-0-2	8-3-0	DNP	17-4-0	11-6-0					
vs San Jose State	11/26/16	88-51	w	14-2-2	4-5-0	9-16-0	2-0-0	8-2-1	7-9-0					
at Hawaii	11/27/16	66-41	w	2-0-0	5-3-1	1-4-0	0-2-0	10-3-2	18-7-0					
at Iowa State	12-03-16	85-81	w	0-0-1	2-2-2	2-3-2	DNP	16-5-1	10-11-0					
at Southern Miss	12/09/16	72-50	w	4-2-0	0-2-1	2-0-0	DNP	11-8-2	18-9-1					
at Little Rock	12/13/16	58-44	w	0-1-1	2-4-4	5-5-0	DNP	17-4-3	8-2-1					
vs SMU	12/16/16	91-42	w	4-1-1	4-3-1	2-6-0	0-0-0	13-2-2	10-2-0					
at USC	12/18/16	76-72	w	0-0-0	0-1-0	4-7-0	DNP	19-6-3	6-6-0					
ALABAMA ST.	12/20/16	90-47	w	4-0-0	0-2-0	9-6-0	0-3-1	28-5-4	7-4-0					
NORTHWESTERN ST.	12/28/16	106-30	w	5-3-3	DNP	14-12-1	2-2-0	22-4-3	7-5-0					
LSU	01/01/17	74-48	w	1-0-0	6-2-0	3-5-1	2-1-0	24-12-0	17-6-0					

MISSISSIPPI STATE BASKETBALL  
Mississippi State Team High/Low Analysis (as of Jan 01, 2017)  
All games

Mississippi State - TEAM GAME HIGHS

POINTS	108		vs Villanova (11/11/16)
	106		NORTHWESTERN ST. (12/28/16)
	91		vs SMU (12/16/16)
	90		ALABAMA ST. (12/20/16)
	88		vs San Jose State (11/26/16)
FIELD GOALS MADE	39		NORTHWESTERN ST. (12/28/16)
	38		vs San Jose State (11/26/16)
	38		vs Villanova (11/11/16)
FIELD GOAL ATTEMPTS	84		vs San Jose State (11/26/16)
	74		NORTHWESTERN ST. (12/28/16)
FIELD GOAL PERCENTAGE	.613	(38-62)	vs Villanova (11/11/16)
	.571	(28-49)	LSU (01/01/17)
3 PT FIELD GOALS MADE	11		vs SMU (12/16/16)
	11		at Maine (11/12/16)
3 PT FG ATTEMPTS	23		ALABAMA ST. (12/20/16)
	21		vs SMU (12/16/16)
	21		at Maine (11/12/16)
3 PT FG PERCENTAGE	.800	(4-5)	at Little Rock (12/13/16)
	.800	(4-5)	vs Villanova (11/11/16)
FREE THROWS MADE	28		ALABAMA ST. (12/20/16)
	28		vs Villanova (11/11/16)
FREE THROW ATTEMPTS	40		ALABAMA ST. (12/20/16)
	35		vs Villanova (11/11/16)
FREE THROW PERCENTAGE	.821	(23-28)	TEXAS (11/20/16)
	.800	(28-35)	vs Villanova (11/11/16)
	.800	(12-15)	at Maine (11/12/16)
REBOUNDS	58		vs San Jose State (11/26/16)
	51		NORTHWESTERN ST. (12/28/16)
ASSISTS	23		NORTHWESTERN ST. (12/28/16)
	22		vs SMU (12/16/16)
STEALS	15		NORTHWESTERN ST. (12/28/16)
	15		vs Tulane (11/16/16)
BLOCKED SHOTS	12		NORTHWESTERN ST. (12/28/16)
	6		vs SMU (12/16/16)
TURNOVERS	20		at Hawaii (11/27/16)
	19		LSU (01/01/17)
FOULS	26		vs Villanova (11/11/16)
	24		at Iowa State (12-03-16)

MISSISSIPPI STATE BASKETBALL  
Mississippi State High/Low Analysis (as of Jan 01, 2017)  
All games

Opponent - GAME HIGHS

POINTS	81		at Iowa State (12-03-16)
	72		at USC (12/18/16)
	68		TEXAS (11/20/16)
	63		vs Oregon (11/25/16)
	62		vs Villanova (11/11/16)
FIELD GOALS MADE	27		TEXAS (11/20/16)
	26		at USC (12/18/16)
	26		at Iowa State (12-03-16)
FIELD GOAL ATTEMPTS	59		NORTHWESTERN ST. (12/28/16)
	57		vs Villanova (11/11/16)
FIELD GOAL PERCENTAGE	.491	(26-53)	at Iowa State (12-03-16)
	.482	(27-56)	TEXAS (11/20/16)
3 PT FIELD GOALS MADE	10		at Iowa State (12-03-16)
	6		at USC (12/18/16)
3 PT FG ATTEMPTS	19		NORTHWESTERN ST. (12/28/16)
	18		vs Oregon (11/25/16)
3 PT FG PERCENTAGE	.667	(10-15)	at Iowa State (12-03-16)
	.545	(6-11)	at USC (12/18/16)
FREE THROWS MADE	19		at Iowa State (12-03-16)
	19		vs Villanova (11/11/16)
FREE THROW ATTEMPTS	26		vs Villanova (11/11/16)
	25		vs SMU (12/16/16)
FREE THROW PERCENTAGE	.905	(19-21)	at Iowa State (12-03-16)
	.867	(13-15)	at Hawaii (11/27/16)
REBOUNDS	37		NORTHWESTERN ST. (12/28/16)
	36		TEXAS (11/20/16)
ASSISTS	16		at Iowa State (12-03-16)
	14		at USC (12/18/16)
STEALS	11		at Hawaii (11/27/16)
	10		LSU (01/01/17)
BLOCKED SHOTS	11		at USC (12/18/16)
	5		vs SMU (12/16/16)
TURNOVERS	32		NORTHWESTERN ST. (12/28/16)
	30		at Hawaii (11/27/16)
FOULS	30		ALABAMA ST. (12/20/16)
	28		TEXAS (11/20/16)

MISSISSIPPI STATE BASKETBALL  
Mississippi State Player High/Low Analysis (as of Jan 01, 2017)  
All games

Mississippi State - INDIVIDUAL GAME HIGHS

Points	28		Victoria Vivians vs Alabama St. (12/20/16)
	26		Victoria Vivians at Maine (11/12/16)
	24		Victoria Vivians vs LSU (01/01/17)
	24		Morgan William at Iowa State (12-03-16)
	23		Morgan William vs Texas (11/20/16)
Field Goals Made	10		Breanna Richardson vs Northwestern St. (12/28/16)
	9		Victoria Vivians vs Northwestern St. (12/28/16)
	9		Victoria Vivians vs Alabama St. (12/20/16)
	9		Victoria Vivians vs Texas (11/20/16)
	9		Victoria Vivians at Maine (11/12/16)
Field Goal Att.	20		Victoria Vivians vs Alabama St. (12/20/16)
	19		Victoria Vivians at USC (12/18/16)
	19		Victoria Vivians at Maine (11/12/16)
FG Pct (min 5 made)	.889	(8-9)	Roshunda Johnson vs Villanova (11/11/16)
	.833	(10-12)	Breanna Richardson vs Northwestern St. (12/28/16)
	.833	(5-6)	Chinwe Okorie vs SMU (12/16/16)
	.833	(5-6)	Morgan William vs SMU (12/16/16)
3-Point FG Made	4		Victoria Vivians vs Alabama St. (12/20/16)
	4		Roshunda Johnson vs SMU (12/16/16)
	4		Blair Schaefer vs SMU (12/16/16)
	4		Victoria Vivians at Maine (11/12/16)
	4		Roshunda Johnson at Maine (11/12/16)
3-Point FG Att.	12		Victoria Vivians vs Alabama St. (12/20/16)
	11		Victoria Vivians at Maine (11/12/16)
3-Pt FG Pct (min 2 made)	1.000	(4-4)	Roshunda Johnson at Maine (11/12/16)
	1.000	(3-3)	Blair Schaefer at Little Rock (12/13/16)
	1.000	(2-2)	Blair Schaefer at Iowa State (12-03-16)
Free Throws Made	13		Morgan William vs Texas (11/20/16)
	9		Morgan William at Iowa State (12-03-16)
Free Throw Att.	14		Morgan William vs Texas (11/20/16)
	12		Morgan William at Iowa State (12-03-16)
FT Pct (min 3 made)	1.000	(4-4)	Morgan William vs Northwestern St. (12/28/16)
	1.000	(4-4)	Blair Schaefer vs Northwestern St. (12/28/16)
	1.000	(4-4)	Roshunda Johnson vs Texas (11/20/16)
	1.000	(4-4)	Ameshya Williams vs Tulane (11/16/16)
	1.000	(4-4)	Victoria Vivians at Maine (11/12/16)
	1.000	(3-3)	Victoria Vivians vs Tulane (11/16/16)
	1.000	(3-3)	Ameshya Williams vs Villanova (11/11/16)
Rebounds	16		Teaira McCowan vs San Jose State (11/26/16)
	12		Victoria Vivians vs LSU (01/01/17)
	12		Teaira McCowan vs Northwestern St. (12/28/16)
Assists	9		Morgan William at Maine (11/12/16)
	8		Jazzmun Holmes vs SMU (12/16/16)
	8		Jazzmun Holmes vs San Jose State (11/26/16)
Steals	6		Dominique Dillingham vs Tulane (11/16/16)
	5		Victoria Vivians vs Northwestern St. (12/28/16)
	5		Morgan William at Maine (11/12/16)
Blocked Shots	4		Teaira McCowan vs Northwestern St. (12/28/16)
	3		Ameshya Williams vs Northwestern St. (12/28/16)
	3		Ameshya Williams vs SMU (12/16/16)
Turnovers	7		Morgan William at Iowa State (12-03-16)
	5		Morgan William at USC (12/18/16)
Fouls	5		Chinwe Okorie at Iowa State (12-03-16)

MISSISSIPPI STATE BASKETBALL  
Mississippi State Opponent High/Low Analysis (as of Jan 01, 2017)  
All games

OPPONENT INDIVIDUAL GAME HIGHS



Points	24		Edwards, Sadie at USC (12/18/16)
	21		Johnson, Seanna at Iowa State (12-03-16)
	20		Leslie Vorpahl vs Tulane (11/16/16)
	19		Buckley, Jadda at Iowa State (12-03-16)
	19		Brooke McCarty vs Texas (11/20/16)
Field Goals Made	9		Edwards, Sadie at USC (12/18/16)
	9		Leslie Vorpahl vs Tulane (11/16/16)
Field Goal Att.	19		DINKINS,BRITTANNY at Southern Miss (12/09/16)
	17		Buckley, Jadda at Iowa State (12-03-16)
FG Pct (min 5 made)	1.000	(7-7)	DeGray, Ronjanae at Little Rock (12/13/16)
	.833	(5-6)	Brianna Taylor vs Texas (11/20/16)
3-Point FG Made	4		Edwards, Sadie at USC (12/18/16)
	3		Durr, Emily at Iowa State (12-03-16)
	3		Carleton, Bridget at Iowa State (12-03-16)
3-Point FG Att.	7		DINKINS,BRITTANNY at Southern Miss (12/09/16)
	7		Ionescu,Sabrina vs Oregon (11/25/16)
3-Pt FG Pct (min 2 made)	1.000	(3-3)	Durr, Emily at Iowa State (12-03-16)
	1.000	(2-2)	Buckley, Jadda at Iowa State (12-03-16)
Free Throws Made	8		Johnson, Seanna at Iowa State (12-03-16)
	8		Jekot,Kelly vs Villanova (11/11/16)
Free Throw Att.	10		Johnson, Seanna at Iowa State (12-03-16)
	9		Jekot,Kelly vs Villanova (11/11/16)
FT Pct (min 3 made)	1.000	(6-6)	Daniele Ewert vs Alabama St. (12/20/16)
	1.000	(6-6)	Toeaina, Sarah at Hawaii (11/27/16)
	1.000	(4-4)	Moore, Minyon at USC (12/18/16)
	1.000	(4-4)	Carleton, Bridget at Iowa State (12-03-16)
	1.000	(4-4)	Ariel Atkins vs Texas (11/20/16)
	1.000	(3-3)	Buckley, Jadda at Iowa State (12-03-16)
	1.000	(3-3)	Woodfolk, Makenna at Hawaii (11/27/16)
	1.000	(3-3)	TURNEY, Taylor vs San Jose State (11/26/16)
Rebounds	10		KING,JAYLA at Southern Miss (12/09/16)
	8		Johnson, Seanna at Iowa State (12-03-16)
	8		Woodfolk, Makenna at Hawaii (11/27/16)
	8		Kelsey Lang vs Texas (11/20/16)
	8		Joyner Holmes vs Texas (11/20/16)
	8		Brianna Taylor vs Texas (11/20/16)
Assists	11		Buckley, Jadda at Iowa State (12-03-16)
	6		Moore, Minyon at USC (12/18/16)
Steals	4		Moore, Minyon at USC (12/18/16)
	4		Woodfolk, Makenna at Hawaii (11/27/16)
Blocked Shots	8		Jones, Asiah at USC (12/18/16)
	3		THOMAS, Dai'ja vs SMU (12/16/16)
Turnovers	9		Harris, Briana at Hawaii (11/27/16)
	7		Daniele Ewert vs Alabama St. (12/20/16)
	7		Townson, Monique at Little Rock (12/13/16)
	7		Courtne Latham vs Tulane (11/16/16)
Fouls	5		HYDER, Alexis vs LSU (01/01/17)
	5		MONCRIEF, Raigyne vs LSU (01/01/17)
	5		Elisiah Jones vs Alabama St. (12/20/16)
	5		Jaco, Courtney at USC (12/18/16)
	5		DINKINS,BRITTANNY at Southern Miss (12/09/16)
	5		BROWN,MEGAN at Southern Miss (12/09/16)
	5		Burkhal, Meredith at Iowa State (12-03-16)



# MISSISSIPPI STATE BULLDOGS

(15-0 Overall, 1-0 SEC)

**Head Coach:** Vic Schaefer (5th Season)  
**Assoc. Head Coach:** Johnnie Harris (5th Season)  
**Assistant Coach:** Dionnah Jackson-Durrett (2nd Season)  
**Assistant Coach:** Carly Thibault (1st Season)

		PPG	RPG	SPG	FG%	3FG%	FT%		
	<b>00 • DOMINIQUE DILLINGHAM</b> G • 5-9 • Sr. Spring, Texas (Klein Collins HS)	2016-17 Career	6.9 7.5	2.8 4.1	1.4 1.7	.415 .349	.438 .296	.917 .701	<ul style="list-style-type: none"> <li>Missed 6 games, returned to action vs. NW St. &amp; started vs. LSU</li> <li>Preseason 2nd Team All-SEC by coaches</li> <li>SEC All-Defensive Team &amp; AP All-SEC Honorable Mention last year</li> <li>6th in MSU history, 2nd by active SEC player with 195-career steals</li> <li>Tops the team with 118-career charges taken, 10 this season</li> <li>9th among active SEC players with 473 rebounds</li> </ul>
	<b>1 • BLAIR SCHAEFER</b> G • 5-7 • Jr. Starkville, Miss. (Starkville HS)	2016-17 Career	5.8 3.3	0.9 0.8	0.5 0.6	.348 .324	.432 .353	.870 .821	<ul style="list-style-type: none"> <li>Three-time SEC Academic Honor Roll selection</li> <li>Allstate Good Works Team nominee</li> <li>T2nd on team with 8 charges taken this season</li> <li>8.7 ppg, 40% FG%, 48% 3FG% last 6 games</li> <li>Tallied 13 pts. vs. Northwestern St. in her 1st career start</li> <li>Scored career high 18 pts. vs. SMU</li> </ul>
	<b>2 • MORGAN WILLIAM</b> G • 5-5 • Jr. Birmingham, Ala. (Shades Valley HS)	2016-17 Career	10.5 9.6	1.7 2.0	3.9 4.2	.517 .361	.250 .289	.810 .837	<ul style="list-style-type: none"> <li>Preseason All-SEC 2nd Team (coaches) &amp; Naismith watch list</li> <li>MSU career FT% leader (83.7%), 6th among active NCAA players</li> <li>22 of 25 at the line in the last 5 min. of games (88%)</li> <li>64 made FT, 2nd in SEC &amp; 24th in nation; 8th SEC in FT% this yr.</li> <li>Tied SEC personal high with 7 assts. vs. LSU; 7th in SEC w/ 3.9 apg</li> <li>358-career assts., 2nd among current SEC players, 7th at MSU</li> </ul>
	<b>3 • BREANNA RICHARDSON</b> (Bree-AHN-ah) F • 6-1 • Sr. Conyers, Ga. (Rockdale County HS)	2016-17 Career	7.9 7.9	4.7 5.1	1.2 1.0	.605 .432	.000 .279	.714 .684	<ul style="list-style-type: none"> <li>Scored career-high 21 pts. vs. Northwestern St.</li> <li>Leads team with 60.5 FG%</li> <li>9.9 pts., 67.4 FG% last 7 games</li> <li>24th in MSU career pts., 9th active SEC player (936)</li> <li>4th among current SEC players with 608-career rbd.</li> <li>Avg. 12.5 ppg at Arkansas</li> </ul>
	<b>4 • AMESHYA WILLIAMS</b> (Ah-ME-sha) F • 6-2 • Fr. Gulfport, Miss. (West Harrison HS)	2016-17 Career	5.2 5.2	4.0 4.0	0.8 0.8	.439 .439	.000 .000	.727 .727	<ul style="list-style-type: none"> <li>Scored season-high 12 points against Alabama State</li> <li>Matched her season high against Northwestern State</li> <li>5th on team in rebounding (4.0 rpg); 3rd in blocks (0.8 bpg)</li> <li>Had personal-best 8 rbd. vs. SJSU</li> </ul>
	<b>10 • JAZZMUN HOLMES</b> G • 5-8 • So. Gulfport, Miss. (Harrison Central HS)	2016-17 Career	3.2 2.3	1.5 1.2	3.8 2.6	.444 .340	.600 .227	.722 .786	<ul style="list-style-type: none"> <li>10th in SEC with 3.8 apg</li> <li>3.0 asst./turnover ratio, 4th in SEC and 13th in nation</li> <li>Dished 6.2 apg the last 5 games</li> <li>Tied career high with 8 assts. vs. San Jose State</li> <li>Matched her career high with 12 points against Villanova</li> <li>Equalled her SEC personal high with 6 assts. vs. LSU</li> </ul>
	<b>11 • ROSHUNDA JOHNSON</b> G • 5-7 • R-Jr. Little Rock, Ark. (Parkview HS/Oklahoma St.)	2016-17 Career (ALL)	8.2 8.4	1.8 3.0	1.1 2.4	.476 .364	.462 .383	.813 .743	<ul style="list-style-type: none"> <li>Returned to action against LSU after missing a game, scored 5 pts.</li> <li>4th on team in scoring in her first season playing for MSU</li> <li>9th in SEC in 3FG made (1.7 per game)</li> <li>Named to the Maine Tipoff Tournament all-tournament team</li> <li>Scored 21 pts. vs. Villanova and 14 vs. Maine</li> <li>Scored 15 pts., including tying 3FG, in 1st start at Iowa St.</li> </ul>
	<b>12 • IGGY ALLEN</b> (Jah-KAI-ra - Goes By Iggy) G • 5-10 • Fr. Pompano Beach, Fla. (Dillard HS)	2016-17 Career	3.4 3.4	1.1 1.1	0.6 0.6	.500 .500	.000 .000	.800 .800	<ul style="list-style-type: none"> <li>Had season highs with 3 assts. and 3 stls. vs. Northwestern St.</li> <li>Led MSU with 14 pts. on 7 of 9 shooting against San Jose State</li> <li>Averaged 6.0 ppg in her first 2 college contests behind 55.6% shooting</li> <li>Collected 10 points in her Bulldog debut against Villanova</li> </ul>
	<b>13 • KETARA CHAPEL</b> (Kah-TARE-ah) F • 6-1 • Sr. Temple, Texas (Temple HS)	2016-17 Career	2.4 4.3	2.5 2.9	1.4 0.8	.500 .431	.000 .179	.833 .741	<ul style="list-style-type: none"> <li>Three-time SEC Academic Honor Roll selection</li> <li>Scored a season-high 6 pts. vs. LSU in the SEC opener</li> <li>4th on the team in assists (1.4 apg) &amp; 5th in blocks (0.3 bpg)</li> <li>4th on team in offensive rbd. (1.5 rpg)</li> </ul>
	<b>15 • TEAIRA MCCOWAN</b> (Tee-AIR-ah) C • 6-7 • Fr. Brenham, Texas (Brenham HS)	2016-17 Career	6.1 6.4	5.7 5.6	1.1 1.2	.472 .488	.000 .000	.548 .622	<ul style="list-style-type: none"> <li>SEC All-Freshman Team selection a year ago</li> <li>2nd on team with 5.7 rpg; team leader in blocks (1.1 bpg)</li> <li>T9th in MSU career blocks history (62)</li> <li>7 blocks last 3 games</li> <li>14 pts., 12 rbd., season-high 4 blks. vs. Northwestern St.</li> <li>Claimed career-high 16 rbd. vs. San Jose State</li> </ul>
	<b>25 • ZION CAMPBELL</b> C • 6-3 • R-Fr. Washington, D.C. (Riverdale Baptist School)	2016-17 Career	1.0 1.0	1.0 1.0	0.0 0.0	.800 .800	.000 .000	.000 .000	<ul style="list-style-type: none"> <li>SEC First-Year Academic Honor Roll</li> <li>Has seen her first college action after redshirting last season</li> <li>Scored her first MSU points with a bucket against Maine</li> <li>Tallied 2 pts. and grabbed her first 2 rbd. vs. Hawaii</li> <li>Grabbed season-high 3 rbd. vs. Alabama State</li> <li>Scored her first SEC bucket against LSU</li> </ul>
	<b>35 • VICTORIA VIVIAN</b> G • 6-1 • So. Carthage, Miss. (Scott Central HS)	2016-17 Career	16.7 16.0	4.2 5.2	1.6 1.6	.433 .385	.341 .321	.756 .743	<ul style="list-style-type: none"> <li>Named to Naismith, Wooden &amp; Wade Preseason Watch Lists</li> <li>Rainbow Wahine Showdown and Maine Tipoff MVP</li> <li>8th on MSU career scoring list (1,372 pts.)</li> <li>5th active SEC plyr., 3rd NCAA DJ jr. in career scoring (1,372 pts.)</li> <li>3-straight 20-pt. games, 9-straight in double figures</li> <li>Had 24 pts., 12 rbd. vs. LSU; Avg. 23.3 ppg last 4 games</li> </ul>
	<b>45 • CHINWE OKORIE</b> (CHIN-way Oh-CORE-ee) C • 6-5 • Jr. Lagos, Nigeria (Stoneleigh-Burnham [Mass.] Prep)	2016-17 Career	10.0 6.0	6.2 5.1	0.7 0.6	.598 .519	.000 .000	.431 .533	<ul style="list-style-type: none"> <li>3rd on team in scoring</li> <li>2nd on team in FG%</li> <li>Leads team in rebounding</li> <li>5th in SEC with 3.3 offensive rpg</li> <li>5th in MSU career FG% (51.9%)</li> <li>Set a personal SEC best with 17 pts. against LSU</li> </ul>